

THE CHATGPT-5 GOLDMINE:

500 PROMPTS TO RULE THEM ALL



DR.ABDELHALIM. REKAB

TABLE OF CONTENTS

[The ChatGPT-5 Goldmine: 500 Prompts to Rule Them All](#)

[Introduction](#)

[Introduction](#)

[About the Author](#)

The ChatGPT-5 Goldmine: 500 Prompts to Rule Them All

AI Hacks, Productivity Boosters & Content Mastery

In a world where AI is rewriting the rules of work, creativity, and communication, **ChatGPT-5** stands at the cutting edge — more powerful, more intuitive, and more versatile than anything before it.

But here's the problem:

Most people are *barely scratching the surface* of what this technology can do.

The ChatGPT-5 Goldmine is your ultimate treasure chest of **500 carefully crafted, copy-paste-ready prompts** that will help you unlock the *full potential* of AI. Whether you're a **content creator, business owner, student, freelancer, educator, or just curious about AI**, this book will take you from casual user to **AI power-player** in no time.

Inside, you'll find prompts that will:

- Write **viral social media posts** in seconds.
- Build **business strategies** and marketing campaigns from scratch.
- Create **engaging blog posts, video scripts, and podcast outlines**.
- Help you **study smarter, learn faster, and teach better**.

- Automate tedious work tasks so you have more time for the things you love.
- Push ChatGPT-5 into **creative, unexpected, and even hilarious territory**.

No fluff. No filler. Just 500 proven prompts that deliver results instantly — so you can work faster, think bigger, and stay ahead of the curve in the AI revolution.

Key Features

✓ **500 High-Impact Prompts** — Each one designed to produce immediate, high-quality results.

✓ **Organized Into 10 Clear Categories** — Find what you need in seconds.

✓ **Copy-and-Paste Ready** — No guesswork, no trial-and-error.

✓ **Beginner-Friendly Yet Advanced** — Works whether you're new to AI or a seasoned pro.

✓ **Versatile Applications** — From business to creativity to personal growth.

✓ **Productivity Boosters** — Save hours on writing, research, and brainstorming.

✓ **Future-Proof Skills** — Learn how to adapt prompts for *any* AI model.

✓ **Quick-Start Chapter** — 25 must-use prompts you can try within the first 5 minutes.

Beyond This Book

- How to Create Your Own High-Impact Prompts
- Future of AI Interaction
- Bonus Resources & Downloads

INTRODUCTION

- Why ChatGPT-5 Changes the Game
- How to Get the Most Out of This Book
- The Art of Prompt Engineering (Quick Guide)

Quick-Start: 25 Must-Use Prompts

(For instant results — across business, content, learning, and fun)

Category 1 — Productivity & Workflows (Prompts #1-50)

Streamline your tasks, automate workflows, and make ChatGPT-5 your personal efficiency coach.

Category 2 — Business & Marketing (Prompts #51-100)

From branding to lead generation — prompts that boost growth, sales, and influence.

Category 3 — Content Creation (Prompts #101-150)

Write blogs, scripts, ebooks, and more — in minutes, not hours.

Category 4 — Social Media Growth (Prompts #151-200)

Viral tweets, carousel captions, and engagement strategies for every platform.

Category 5 — Education & Learning (Prompts #201-250)

Study aids, course creation, lesson planning, and teaching prompts.

Category 6 — Creative Writing (*Prompts #251-300*)

Story starters, plot twists, poetry, and roleplaying scenarios.

Category 7 — Money-Making & Side Hustles (*Prompts #301-350*)

Business ideas, freelancing gigs, and AI-powered income streams.

Category 8 — Personal Development (*Prompts #351-400*)

Journaling, self-improvement, habit building, and life planning.

Category 9 — Fun & Entertainment (*Prompts #401-450*)

Games, quizzes, humor, and lighthearted creative experiments.

Category 10 — Advanced AI Prompting (*Prompts #451-500*)

Meta-prompts, chaining techniques, and high-level AI mastery tips.

Quick-Start: 25 Must-Use Prompts

(These will also appear later in their respective sections, but here they are for the impatient reader.)

1. "Explain [complex topic] to a 5-year-old, a teenager, and a PhD."
2. "Summarize [article/text] in exactly 3 bullet points and 1 witty sentence."
3. "Create a 30-day content calendar for [niche]."
4. "Write a viral tweet thread about [topic]."
5. "Suggest 10 YouTube video ideas for [target audience]."
6. "Turn this boring paragraph into something magnetic and persuasive: [paste text]."
7. "Analyze my competitor's website [URL] and suggest improvement ideas."
8. "Give me 5 business ideas I can start with less than \$100."
9. "Rewrite this email to be warmer, friendlier, but still professional: [paste email]."
10. "Create a morning routine for someone who wants [goal]."
11. "Generate a fun quiz with 5 questions on [topic]."
12. "Make a 7-day meal plan under 1500 calories per day."
13. "Plan a weekend trip to [destination] with a \$500 budget."
14. "Create a fictional character with a dark secret."
15. "Give me 10 possible titles for a blog post about [topic]."
16. "Roleplay as my career coach and guide me through a job change."
17. "Create a pitch deck outline for a startup that does [product/service]."

18. "Explain why [trend or event] matters in under 100 words."
19. "Make me a workout plan for 3 days a week, 30 minutes per session."
20. "Generate 5 catchy slogans for [business/product]."
21. "Write an Instagram carousel post script for [topic]."
22. "Teach me [skill] in 5 progressive steps."
23. "Suggest 10 side hustle ideas for someone skilled in [skillset]."
24. "Turn this data into a simple chart and explain what it means: [data]."
25. "Give me 5 ways to monetize a blog about [niche]."

INTRODUCTION

Why This Book Will Change the Way You Work, Create, and Think

Part 1 — The Opening Hook: The AI Gold Rush of 2025

If you're holding this book, chances are you've already felt it — that *shift*.

It's subtle at first, like a new current running under the surface of everyday life, but once you notice it, you can't unsee it.

Maybe you saw it when your coworker used AI to prepare a full presentation in the time it took you to write your first slide.

Maybe you felt it when you watched someone on YouTube earn thousands selling AI-generated content while you were still brainstorming your first idea.

Or maybe it hit you the first time you asked ChatGPT a simple question, and instead of just giving you an answer, it gave you something *better than you imagined*.

We're living in the **AI Gold Rush**, and ChatGPT-5 is the newest, shiniest, most powerful tool in the prospector's kit.

Like gold miners in the 1800s who understood the difference between a random stream and a gold-rich riverbed, today's winners know where to dig, how to dig, and what tools to bring.

The truth is, **AI is no longer a novelty**. It's a force multiplier — a way to take whatever you're doing and *do it faster, smarter, and at a higher level*. The only question is:

Are you using it like a true prospector, or are you still panning for gold with your bare hands?

The 90% Problem

Here's the uncomfortable reality:

90% of ChatGPT users are getting 10% of what it can actually do.

They open the app, type in a vague question, and accept the first answer they see.

It's like owning a Ferrari but never leaving the driveway.

Why does this happen?

Because most people don't know the *real* secret — it's not just about *using* ChatGPT-5. It's about **feeding it the right inputs** so you can unlock its full power.

If you've ever thought...

- *"I wish it could just read my mind and give me exactly what I want."*
- *"It's good, but it sounds a bit generic."*
- *"It's faster to do it myself sometimes."*

...then this book is going to change everything for you.

Why ChatGPT-5 Is Different

Every major version of ChatGPT has brought

improvements, but **ChatGPT-5** is something else entirely.

It's not just faster, smarter, and more accurate — it's *more human*.

It can hold deeper context across conversations.

It can mimic tone and personality with near-perfect accuracy.

It can blend creativity and technical precision in a way that feels effortless.

But — and here's the key — **you still need to know how to talk to it.**

The magic doesn't happen by accident. It happens because of *prompts* — the questions, instructions, and scenarios you feed it.

Think of ChatGPT-5 as the most talented chef in the world.

If you hand it random ingredients, you'll get something edible.

If you hand it a **carefully chosen recipe**, you'll get a masterpiece.

This Book Is Your Recipe Collection

I've spent hundreds of hours crafting, refining, and testing prompts that push ChatGPT-5 to its limits.

Prompts that make it think, adapt, create, and surprise you.

Prompts that **turn vague ideas into polished products** — fast.

And now, I've organized them into a goldmine you can dip into whenever you need:

- Need a marketing campaign in 15 minutes? There's a prompt for that.
- Need a week's worth of Instagram content in an hour? There's a prompt for that.
- Need to outline a book, write a speech, draft a contract, brainstorm a product, or plan a trip? There's a prompt for that, too.

By the time you've finished this book, you'll have **500 proven, high-impact prompts** that you can copy, paste, and adapt instantly.

Even better, you'll *understand* how to tweak them to create your own — which is where the real magic (and money) happens.

So, welcome to the goldmine.

Let's start digging.

Part 2 — The AI Shift in Everyday Life

There are moments in history when technology doesn't just *change* how we live — it **reshapes reality itself**.

The printing press didn't just make books cheaper; it rewired how humans think, learn, and spread ideas.

The internet didn't just make communication faster; it connected billions of brains in a single, global network.

And now, artificial intelligence — particularly tools like **ChatGPT-5** — is doing something equally transformative:

It's collapsing the distance between *imagination* and *execution*.

From Thought to Output in Seconds

Before AI, everything required a chain of effort:

1. **Idea** — You think of something.
2. **Research** — You spend hours or days gathering information.
3. **Draft** — You struggle through a messy first version.
4. **Refine** — You edit, polish, and perfect.

Now?

You can collapse steps 2-4 into a **single conversation with ChatGPT-5**.

What used to take a week of trial-and-error can happen in 10 minutes — if you know how to ask.

A freelance copywriter I spoke to recently told me she used to spend four hours drafting a sales page.

With ChatGPT-5 and the right prompts, she now creates three *better* sales pages in the same time — and she doubled her income without increasing her workload.

AI in the Office

The workplace has been one of the first frontlines of the AI shift.

In 2023, AI was still a “cool trick” in meetings — someone might say, “*Let’s just ask ChatGPT*”, and it would give a decent suggestion.

In 2025, it’s not a sidekick anymore — it’s **a full team member**.

- **Project managers** use it to create instant Gantt charts and timelines.
- **Marketers** generate campaign ideas, slogans, and ad scripts before lunch.
- **HR teams** write job descriptions, onboarding manuals, and even employee training modules in a fraction of the time.

And here’s the unspoken truth:

The people who *know how* to use ChatGPT-5 well aren’t just getting ahead — they’re becoming **indispensable**.

One middle manager in a financial firm told me:

“I’m not the smartest person in the room, but now I’m the one everyone comes to when they need something done quickly — because I know the prompts.”

AI in the Classroom

Education, too, is undergoing a quiet revolution.

In the past, students were warned not to “cheat” with AI.

Now, forward-thinking teachers are designing assignments *with* AI in mind — because they know the future workplace will demand those skills.

- A history teacher uses ChatGPT-5 to simulate debates between historical figures, letting students see events from multiple perspectives.
- Language learners get instant, conversational practice with AI that adjusts to their level.
- Researchers can comb through hundreds of academic papers in minutes, extracting the exact insights they need.

One high school in Singapore even gives students a **“Prompt Literacy”** score alongside their grades — because knowing how to talk to AI is as important as knowing how to write an essay.

AI in Everyday Life

You don’t have to be a CEO or a student to feel the AI shift.

Everyday people are using ChatGPT-5 to make life smoother, cheaper, and more creative.

- Parents use it to plan weekly meals that fit their kids’ picky tastes and dietary needs.
- Travelers use it to create personalized itineraries that blend hidden gems with popular attractions.
- Hobbyists use it to write songs, plan gardens, or even map out DIY home renovations.

It's not about replacing human thought — it's about **amplifying it**.

A busy mom in Canada told me she uses ChatGPT-5 every Sunday night to organize her week:

“It's like having an assistant who knows my family's schedule, our budget, and our quirks — and never gets tired of my questions.”

The Great Divide

But here's something you need to understand:

Not everyone is benefiting equally.

We're seeing the rise of a new kind of **digital divide** — not between people who have AI access and those who don't (since access is cheap or free), but between people who know **how to use it effectively** and those who don't.

In the same way that the internet made millionaires out of those who learned SEO early, AI is rewarding early prompt masters.

It's not about who's smarter; it's about who's *prompt smarter*.

Those who learn to craft the right instructions — clear, targeted, and creatively structured — are leaping ahead.

Those who don't... well, they're still stuck in 2023, typing “Write me an email” and wondering why it sounds like a boring template.

The Problem with Most ChatGPT Users

In early 2023, when the first big AI hype wave hit, millions of people rushed to try ChatGPT. Social media feeds overflowed with screenshots of funny conversations, poetic verses, and quirky answers to random questions. For many, the initial experience felt like magic — like talking to a machine that could think. But as the novelty wore off, something interesting happened: most people... stopped using it seriously.

Why?

Because they didn't understand what they had in their hands.

ChatGPT wasn't just a chatbot for amusement — it was (and is) a **limitless thinking engine**, capable of generating insights, strategies, plans, stories, and solutions at a speed and scale no human could match. Yet, the majority of users barely scratched the surface.

The Surface-Level Users

Here's the truth:

Most ChatGPT users operate on what I call the "*surface level*". They open the chat, type something basic like "*Write me an essay on climate change*" or "*Tell me a joke*", and then complain that the answers are "generic."

It's a bit like giving someone a Formula 1 race car, but they only drive it in first gear to the corner store. Sure, it

moves — but they're missing the real performance, speed, and thrill that it's built for.

Surface-level users don't realize:

- AI responds based on **how you ask**, not just *what* you ask.
- Vague inputs produce vague outputs.
- Precision, context, and creative prompting turn ChatGPT from a trivia machine into a *creative partner, research assistant, and problem-solver*.

The Copy-Paste Crowd

Another common trap is the “copy-paste” mindset. People see a list of “Best 50 Prompts” on TikTok or Instagram, copy them word-for-word, paste them into ChatGPT, and expect miracles.

Here's the reality:

Prompts without **adaptation** are like wearing someone else's tailored suit. It might fit in some places, but it won't feel made for you. The real magic happens when you understand *why* a prompt works — and how to tweak it for your exact needs, goals, and style.

Why Most People Quit After a Few Days

AI burnout is real.

Many first-time users:

1. Try it a few times.
2. Don't get mind-blowing results.

3. Assume it's overhyped.
4. Close the tab and move on.

What they miss is that ChatGPT is like a musical instrument: you don't master it by pressing one or two keys. You need to learn *how to play it*. And when you do, the possibilities are infinite — from automating your business workflows, to writing a novel, to generating startup ideas in minutes.

The Hidden Skill Nobody Talks About

The skill that separates AI dabblers from AI masters isn't coding, technical knowledge, or insider connections. It's **prompt mastery** — the ability to talk to AI in a way that makes it *think, adapt, and create* exactly what you want.

This book exists because I've seen too many people give up on AI — not because it's bad, but because they never learned the skill of speaking its language. Once you understand the mechanics behind powerful prompting, you stop getting “meh” results and start getting outputs that make you go, “*Wow... did I just make that happen?*”

The Problem with Most ChatGPT Users

When you hear the buzz about ChatGPT-5, it's easy to assume that *everyone* is suddenly becoming a master of artificial intelligence. Social media is full of screenshots of jaw-dropping outputs, people bragging about AI-generated income streams, and “overnight experts” claiming to have cracked the code.

But here's the uncomfortable truth:

The vast majority of ChatGPT users are only scratching the surface of its potential — and they don't even know it.

The Myth of “Just Asking”

Most people treat ChatGPT the same way they treat Google. They type in a simple question, hit enter, and expect a perfect, mind-blowing answer.

For example:

- They'll type, *“Write me a blog post about healthy eating.”*
- Or, *“Make me a marketing plan.”*

The AI will produce something generic, surface-level, and often uninspired. Then, these users walk away thinking, *“I guess ChatGPT isn't that great.”*

The truth? It's not the AI that's underperforming — it's **the input**.

You wouldn't expect a world-class chef to make a gourmet meal from a single potato and nothing else. Yet, that's exactly how most people interact with ChatGPT: they give it *bare-bones prompts* and expect five-star results.

Why Most Users Fail to Unlock ChatGPT's Potential

The problem isn't that ChatGPT doesn't work — it's that most people don't understand how it works.

Think of ChatGPT like a high-performance sports car. In the hands of an untrained driver, it might only go 40 mph, never

pushing its limits. But with a skilled driver who knows when to accelerate, shift gears, and take corners, it becomes a machine capable of exhilarating speeds.

Here's where most users go wrong:

1. Lack of Prompt Engineering Skills

They don't know how to structure their requests to guide ChatGPT effectively. A vague prompt will always yield vague results.

2. No Iterative Process

They expect perfection in one shot instead of refining outputs through follow-up instructions. The real magic happens when you iterate.

3. Failure to Give Context

They don't feed ChatGPT the necessary background, goals, or constraints. AI thrives on context — without it, it guesses.

4. Copy-Paste Mentality

They grab outputs without editing, personalizing, or fact-checking, which leads to generic, sometimes inaccurate content.

The Cost of Staying at the Surface Level

When users don't maximize ChatGPT's abilities, they waste time, miss opportunities, and, in some cases, fall behind those who *do* know how to use it.

- . **In business:** Competitors who master AI prompt engineering can create better marketing campaigns in hours, not weeks.
- . **In learning:** Students who know how to extract deep explanations from ChatGPT can accelerate their education dramatically.
- . **In creativity:** Writers and creators who push the AI to brainstorm in unconventional ways can unlock ideas they'd never have on their own.

This gap between casual users and skilled users is growing — and it's becoming a competitive advantage.

The False Sense of “Using AI”

Here's the biggest trap: many people believe they're “using AI” just because they open ChatGPT once a day. But passive, shallow use is like owning a gym membership and never lifting anything heavier than a water bottle.

AI doesn't reward presence; it rewards **precision, strategy, and persistence**.

Why This eBook Exists

The ChatGPT-5 Goldmine was written to bridge this gap. To take you from a casual user — someone dabbling with AI — to a **power user** who can extract extraordinary value from every single interaction.

By the end of this book, you won't just know *what* prompts to use; you'll understand *why* they work and *how* to adapt

them* to your exact needs. You'll learn to think like a prompt engineer, strategize like a digital entrepreneur, and create like a team of experts rolled into one.

Because here's the secret:

It's not about using ChatGPT more. It's about using it better.

From Casual Use to Strategic Mastery

If you've made it this far, you're probably starting to recognize that the gap between "average ChatGPT user" and "power user" isn't measured in IQ points — it's measured in *approach*.

Most people come to ChatGPT like they would come to a vending machine:

- Insert a question.
- Wait for the snack-sized answer to drop.
- Walk away, slightly impressed but still hungry for more.

The problem with this vending machine mentality is that it limits the potential of an AI as powerful as ChatGPT-5. You're treating it like a novelty when, in reality, it's a force multiplier for **productivity, creativity, learning, and income generation**.

The Mindset Shift: AI as a Partner, Not a Tool

Think of ChatGPT not as a tool in your toolbox, but as a business partner who happens to be available 24/7, speaks in any style you want, remembers context, and can work on anything from writing a screenplay to optimizing your marketing funnel.

When you start to see ChatGPT as a **thinking collaborator**, your prompts stop being one-liners and start becoming **conversations**:

- You don't just ask *"Write me a blog post about travel"*.

- You say, *“You’re a seasoned travel blogger who specializes in budget backpacking. Create an SEO-optimized article about the top 10 hidden gems in Eastern Europe, with each section written in a conversational tone and containing insider tips locals usually keep secret.”*

See the difference? The second prompt frames context, assigns a role, defines tone, specifies audience, and demands output format — all in one.

That’s not magic. That’s **prompt strategy**.

Why Strategic Mastery Pays Off

Here’s the thing: when you get strategic, the payoff is exponential.

- **Faster Output:** You spend less time editing because ChatGPT gives you exactly what you need on the first draft.
- **Better Quality:** You get deeper insights, richer details, and higher accuracy.
- **Unique Results:** Your output stands out because you’re no longer generating the same generic responses as everyone else.
- **Scalable Systems:** You can replicate and automate processes — from daily content creation to lead generation — without losing quality.

From “Prompt Dabbler” to “Prompt Architect”

Becoming a prompt architect is like upgrading from being a tourist in a city to being the city planner. You stop wandering around aimlessly, hoping to stumble on something good, and you start designing the experience from the ground up.

Prompt architecture means :

1. **Defining the role** of ChatGPT (teacher, marketer, coder, storyteller, strategist).
2. **Setting the context** so ChatGPT understands your goals.
3. **Breaking complex tasks** into sequential steps.
4. **Iterating and refining** the output until it's perfect.

And this is where *The ChatGPT-5 Goldmine* comes in — because the 500 prompts inside this book are *not* random; they are engineered to give you control, consistency, and results that most users don't even know are possible.

Why ChatGPT-5 Changes the Game

If you've used earlier versions of ChatGPT, you might think you already know what to expect — a clever AI that can answer questions, draft content, and give you suggestions. But ChatGPT-5 isn't just another upgrade in the same way ChatGPT-4 was an upgrade from 3.5. It's not just faster. It's not just more accurate. It's a complete shift in what AI can *be* for you.

Think of it like going from a bicycle to a Tesla — sure, both will get you to your destination, but one completely redefines the journey, the comfort, the possibilities, and even the way you think about transportation. ChatGPT-5 is that kind of leap forward.

From Reactive to Proactive

Older AI models responded to you — and only you. You had to craft the perfect prompt to get a decent answer. If you weren't clear, the AI would stumble or give vague responses. With ChatGPT-5, the AI isn't just passively responding. It's actively predicting *what you really want*, clarifying ambiguities, and even suggesting directions you didn't think of.

For example, ask it to help plan a marketing campaign, and it won't just list generic tips — it will ask follow-up questions about your audience, budget, tone, and goals before delivering a custom-built strategy. It's more like a business partner than a search tool.

A Quantum Leap in Understanding Context

One of the biggest frustrations with earlier versions was their “forgetfulness” or inability to truly *hold context* over long conversations. ChatGPT-5's expanded memory and refined architecture mean it can now maintain highly detailed awareness of your previous instructions, preferences, and style — not just over a few messages, but across complex projects.

That means you can start writing a book chapter today, return two weeks later, and the AI will remember exactly where you left off, the tone you were using, and the goals you set at the start.

Creativity Without the Ceiling

With previous versions, there was always a certain “AI flavor” in the writing — a slightly predictable, overly polite, and sometimes repetitive tone. ChatGPT-5 has shattered that glass ceiling. Its responses feel *human*, unpredictable in a good way, and capable of surprising even seasoned AI users.

It can roleplay better, craft narratives with deeper emotional beats, and adapt its voice so well that it’s almost impossible to tell it apart from a human writer. This isn’t just for fiction — it makes persuasive copywriting, speechwriting, and branding exponentially more powerful.

Integration with the Real World

Unlike its predecessors, ChatGPT-5 is designed to seamlessly plug into other tools and workflows — whether that’s code execution, document editing, spreadsheet analysis, or even visual content generation. You can create a presentation, generate matching images, and have a written script ready — all in one sitting.

The end result? Less switching between tools, more momentum, and faster results.

Why This Matters to You Right Now

Here's the simple truth: The people who master ChatGPT-5 early will have an *unfair advantage* in every field that relies on information, creativity, or persuasion — which is almost every field there is.

Think of how early social media adopters built entire careers before the rest of the world caught up. We're in that moment right now with ChatGPT-5. And the longer you wait, the more crowded the field becomes, and the harder it will be to stand out.

This ebook isn't just about giving you prompts. It's about giving you the *mindset and the mastery* to use those prompts better than anyone else — so ChatGPT-5 doesn't just make you faster, it makes you **exceptional**.

Why ChatGPT-5 Changes the Game Forever

While earlier versions of ChatGPT already turned heads, ChatGPT-5 represents something fundamentally different — not just a smarter chatbot, but a **truly adaptive, multi-modal, and context-aware AI** capable of reshaping entire industries and personal workflows.

This leap forward isn't just about better grammar, faster responses, or more accurate facts (though it nails those, too). It's about **how it learns, remembers, and interacts**. For the first time, an AI tool can **sustain deep conversations over time, recall preferences, and tailor its output to you** like a personalized digital partner.

Let's break it down:

1. Contextual Memory at Scale

- Unlike past versions, ChatGPT-5 doesn't just respond to the last few messages — it remembers **long-term context**, past conversations, and even your writing style. This means you can build ongoing projects without "resetting" the AI every time.

2. Multi-Modal Power

- It's not just text. ChatGPT-5 can work with **images, data tables, audio, and even video descriptions** — allowing for brainstorming, content creation, research, and analysis in ways that feel almost magical.

3. Human-Like Reasoning

- This version exhibits stronger **multi-step reasoning** — meaning it can follow complex logic, solve layered problems, and handle nuance in ways that earlier models stumbled over.

4. Custom AI Personas

- You can essentially "train" ChatGPT-5 to act as your **researcher, marketer, teacher, coder, or creative partner**, giving it an identity and communication style that persists across interactions.

5. Business and Income Potential

- With its improved creative and analytical abilities, ChatGPT-5 becomes a **profit engine** for freelancers, entrepreneurs, and content creators who know how to harness it.



Why This Matters for You

If ChatGPT-4 was like having a smart assistant, ChatGPT-5 is like having an **elite team of specialists** — all rolled into one interface, available 24/7, for pennies on the dollar. The gap between those who master it and those who treat it like a casual Q&A bot will grow **exponentially** in the coming months.

The Hidden Skill That Unlocks ChatGPT-5's Full Potential

Most people think that “using ChatGPT” means typing in a question and reading the answer.

That’s like thinking “using the internet” means typing one word into Google and clicking the first link.

In both cases, you’re **barely scratching the surface**.

The truth is, ChatGPT-5 isn’t just a tool you *use* — it’s a system you *command*. And the difference between a casual user and a power user comes down to one thing: **Prompt Engineering**.

Think of it like this:

- If you hand a world-class chef a dull knife, they’ll still cook something edible, but they won’t perform at their peak.
- If you give them a razor-sharp, perfectly balanced blade, they’ll create magic.

Prompts are the blade.

They are the bridge between your imagination and the AI’s output.

Without them, you’re leaving 90% of ChatGPT-5’s potential locked away.

Why Prompts Matter More Than Ever

Earlier AI versions could be forgiving — vague inputs still produced something decent.

But ChatGPT-5 is *different*. It has more depth, more reasoning power, and more creativity than its predecessors. The more precise, layered, and strategically designed your prompts are, the more ChatGPT-5 transforms into:

- Your **personal strategist** who anticipates what you *really* want.
- Your **creative partner** who generates original, market-ready ideas.
- Your **data analyst** who breaks down complex information into clear action steps.

If you don't master prompting, you'll only ever get generic, "template" answers — the same type of stuff thousands of other users are getting. But with the right prompting skills, you'll get results that feel like they were handcrafted by an expert in your exact field.

The Big Misconception

Many people believe that good results from ChatGPT are about **asking the right question**.

That's only half the truth.

The real magic happens when you **design the conversation** — giving the AI clear roles, constraints, examples, and iterative feedback so it *builds* toward the perfect result.

It's not just **What** you ask.

It's **How** you ask, **When** you refine, and **Which** instructions you layer in.

Why This Is Your Leverage Point

Here's the exciting part:

Right now, fewer than 5% of ChatGPT users know how to create world-class prompts.

That means the playing field is wide open.

If you take the time to master this skill, you'll instantly put yourself ahead of 95% of users — including many professionals and even AI “consultants” who are still fumbling around with one-line prompts.

In a world where AI output is becoming a commodity, **prompt mastery is the differentiator.**

It's the invisible force that turns an average user into someone who can:

- Create profitable digital products in hours.
- Automate complex workflows that others spend days on.
- Produce content so high-quality it feels impossible it came from AI.

And that's exactly what this book is about — giving you that unfair advantage.

Why ChatGPT-5 Changes the Game

When OpenAI first released ChatGPT to the public, it was like giving humanity a supercharged Swiss Army knife for the mind. It could write emails, generate ideas, debug code, and

even help draft poetry. Each update since then has made it sharper, faster, and more capable. But **ChatGPT-5** is different. This isn't just an update; it's a **paradigm shift** in how humans and AI work together.

The leap from earlier versions to ChatGPT-5 can be compared to the jump from dial-up internet to high-speed broadband. In the same way broadband didn't just make web pages load faster — it transformed the internet into a platform for streaming, gaming, and real-time collaboration — ChatGPT-5's capabilities don't just mean "better answers." They mean **new possibilities** that simply didn't exist before.

Let's break this down:

1. Contextual Intelligence at an Unprecedented Level

Older models often struggled with keeping track of long conversations or complex topics without losing context. ChatGPT-5 can maintain and build upon discussions with remarkable accuracy, connecting ideas across hundreds of exchanges without dropping the thread. This means it can **truly collaborate** with you on large projects — from writing an entire ebook to building a detailed business plan — without forgetting what you told it 30 pages ago.

2. Multi-Modal Power

While earlier versions could handle text, ChatGPT-5 integrates seamlessly with images, audio, and even structured data. You can feed it a chart and ask for an

analysis, upload a rough sketch and request design improvements, or give it an audio clip and have it summarize the key points. It's no longer limited to "reading and writing" — it **sees, hears, and interprets**.

3. Human-Like Adaptability

Perhaps the most jaw-dropping improvement is ChatGPT-5's ability to adapt its tone, style, and personality to the user's needs with near-human nuance. Need a friendly, casual tone for a blog? It nails it. Need an academic style for a research paper? It can switch instantly. This adaptability makes it feel less like using a tool and more like working with an extremely competent, shape-shifting colleague.

4. Real-World Applications That Actually Work

In previous versions, many "AI business" ideas looked good on paper but failed in execution because the tech wasn't quite there. ChatGPT-5 changes that. With its deeper reasoning capabilities, better fact-checking accuracy, and integration with real-time data (through plugins and API connections), tasks like running an automated content agency, managing customer service, or creating educational products become not just possible — but scalable and profitable.

5. A Shift in the Human Role

The biggest change, however, might not be in the AI itself but in **how we use it**. With ChatGPT-5, humans move from being the "operators" of a tool to being **directors of an**

intelligent system. The skill is no longer in doing the task yourself, but in **guiding the AI to do it better than you could have alone.** This shift opens the door to massive productivity gains but also raises new questions about creativity, ownership, and value in a world where anyone can amplify their abilities through AI.

In short: **ChatGPT-5 is not just faster ChatGPT — it's a fundamentally new kind of partner.** Those who learn to leverage it will find themselves with an almost unfair advantage in their personal and professional lives. And that's exactly what this book is designed to help you do.

When technology evolves, it rarely does so in small, polite steps.

The real revolutions happen in **giant leaps** — the kind that leave industries scrambling, governments debating, and everyday users saying, *“Wait... did that just happen?”*

ChatGPT-5 isn't just a slightly better version of its predecessors.

It represents a **fundamental shift** in how humans interact with machines. And here's the thing: most people don't yet realize how big this shift truly is.

Imagine the difference between:

- A bicycle and a Tesla.
- Sending letters by mail versus instant messaging.
- Dial-up internet compared to 5G streaming.

The jump from ChatGPT-4 to ChatGPT-5 is **that** kind of jump — not just in speed, but in **depth, context understanding, creativity, reasoning, and memory persistence**.

6. Context That Feels Human

The biggest complaint with earlier AI versions was that they could lose track of the conversation, misinterpret subtle cues, or sound “robotic” when a discussion required nuance.

ChatGPT-5 fixes that.

Its ability to **retain and recall context** is astonishing. It feels like it *remembers* you — your style, your preferences, the threads of your ideas — even across multiple sessions.

For writers, researchers, and creators, this is a **productivity multiplier** like nothing before.

7. Emotional Intelligence at Scale

ChatGPT-5’s emotional recognition and tone adaptation capabilities make it feel less like a tool and more like a **collaborator**.

It can detect when you’re stuck, offer encouragement, and even adapt its suggestions to your mood or intended audience tone.

This isn’t about AI “pretending” to understand feelings.

It’s about it processing enough subtle signals — from your word choice to conversation flow — to respond in ways that feel **naturally human**.

8. Domain Mastery Across Fields

Earlier versions could be “good enough” in many areas, but ChatGPT-5 has reached **expert-level proficiency** in dozens of domains — law, coding, marketing, design, academic research — while also being able to explain concepts in plain language.

In other words:

It’s like having a **team of specialists** on call, 24/7, who never get tired and never forget.

9. Adaptive Creativity

Give ChatGPT-5 a vague, abstract idea, and it won’t just give you a generic answer.

It will **expand, refine, and transform** that seed into a unique, fully fleshed-out creation — be it a screenplay, a business pitch, a song, or a marketing strategy.

It has moved past “following instructions” to becoming a **co-creator** in the truest sense.

10. Multi-Modal Integration

While this ebook focuses on prompt mastery, it’s worth mentioning that ChatGPT-5’s **multi-modal capabilities** — processing text, images, and potentially even audio and video in future integrations — makes it a Swiss Army knife for productivity.

This opens up possibilities that were unimaginable just a couple of years ago.

Bottom line:

If you know how to communicate with it effectively, ChatGPT-5 is the ultimate productivity amplifier.

If you don't... you'll be stuck using a Ferrari like a wheelbarrow.

And that's why the rest of this ebook exists — to make sure you're in the driver's seat when the AI revolution goes into overdrive.

Every so often, a technological leap doesn't just make things better — it **redefines the entire playing field**. The transition from typewriters to computers didn't just speed up typing; it reimagined how we create, edit, and distribute information. The move from dial-up internet to broadband wasn't just faster; it reshaped how we interact with the digital world entirely.

ChatGPT-5 is one of those leaps.

The previous versions of ChatGPT, from the early 3.5 to the impressive capabilities of 4, brought AI into everyday conversation. They amazed us with their ability to write essays, generate code, create stories, and answer questions with a human-like touch. But there were limits — moments where the AI would misunderstand your intent, produce bland or generic answers, or miss the subtlety of what you really wanted.

The Breakthrough

ChatGPT-5 represents a **fundamental shift in capability**, not just an upgrade in horsepower. Its improvements go far beyond “better text generation” — it’s more like moving from a pocket calculator to a fully trained research assistant who has read almost every book, article, and report, and can cross-reference them in seconds.

Here’s what makes ChatGPT-5 a game-changer:

- **Deeper Context Understanding**

Where previous versions could follow a conversation for a few thousand words before “forgetting” details, ChatGPT-5 can track, reference, and build on massive conversation histories without losing the thread.

- **Nuanced Communication**

Instead of defaulting to safe, generic answers, it can adjust its tone, style, and personality more precisely — which means you can make it sound like a patient teacher, a witty copywriter, a hard-nosed analyst, or anything in between.

- **Smarter Prompt Responsiveness**

Even vague or poorly phrased prompts now yield surprisingly accurate results. And when you *do* give it a highly specific, well-engineered prompt, the results are often indistinguishable from top-tier human work.

. **Multimodal Mastery**

ChatGPT-5 isn't just about words anymore. It can handle images, charts, diagrams, code, and even interactive elements, making it an **all-in-one creative and analytical partner**.

. **Dynamic Learning Style**

It adapts faster within a conversation — if you correct it once, it adjusts its approach for the rest of the interaction without constant reminders.

What This Means for You

If you're an entrepreneur, this means you can build and launch projects faster than ever. If you're a student, this means research, study, and skill-building at a pace unimaginable a few years ago. If you're a creative, it means instant brainstorming, editing, and execution with an "idea partner" who never runs out of suggestions.

But most importantly, **this shift removes the old excuse** of "AI isn't advanced enough yet."

With ChatGPT-5, the limiting factor is no longer the technology — **it's how you use it**.

And that's exactly why this book exists.

Why Prompt Mastery is the New Literacy

We live in a world where information has never been more abundant, yet the ability to *use* that information effectively

has never been more valuable. If the 20th century was defined by the ability to read, write, and perform arithmetic, the 21st century is increasingly being defined by the ability to **communicate effectively with artificial intelligence**.

Just as literacy unlocked opportunities in the industrial age, **prompt literacy** is unlocking opportunities in the AI age. It's not about memorizing facts anymore — it's about knowing *how* to ask for the right facts, how to shape the answer you get, and how to transform it into something useful.

The average person opens ChatGPT, types a quick question, and accepts the first response. The *prompt literate* person, however, knows how to:

- Layer context into their requests.
- Direct tone, style, and perspective.
- Iterate and refine outputs until they are *exactly* what's needed.
- Chain multiple prompts together to build complex solutions.

This is where **ChatGPT-5 changes the game**. With its expanded reasoning abilities, contextual awareness, and multi-modal capabilities, it rewards precision. A vague prompt will still give you a vague answer — but a *well-engineered* prompt will yield results that can rival expert-level human work.

Think of it like having access to a Formula 1 race car: without driving skills, you'll barely make it around the track. But with mastery, you can win championships. **Prompt engineering is your driving skill in the AI era.**

In the pages ahead, we'll not only give you the *tools* (500 proven prompts) but also the *mindset* to think like an AI strategist — ensuring you never sit in the passenger seat when you could be steering the machine.

Breaking Down the Anatomy of a Perfect Prompt

Most people believe a good prompt is just a well-phrased question.

That's like believing a skyscraper is just "a tall building" — without considering the steel framework, the foundation, the engineering plans, and the utilities running inside it.

A **perfect prompt** is the product of *structure*, *clarity*, and *purpose*. When you understand its anatomy, you stop leaving your AI results to chance and start designing them with precision.

Here's the breakdown:

1. The Context Layer - The "Why" Behind the Ask

Before ChatGPT-5 can give you the answer you want, it needs to understand the situation it's answering for.

- Bad context: "Write a business plan."
- Good context: "Write a business plan for a small urban coffee shop targeting remote workers, in a friendly yet

professional tone, highlighting eco-friendly sourcing.”

Context transforms your prompt from *generic* to *tailored*.

2. The Role Assignment - *Who Should the AI Pretend to Be?*

When you tell ChatGPT-5 who it is in the conversation, you give it a mental costume to wear — and its answers reflect that persona.

- Example: “Act as a financial advisor with 20 years of experience in startups” instantly shifts the depth and tone of the response.

3. The Task Definition - *What Exactly Needs to Be Done*

Be explicit about the task. If you just say “explain AI,” you’ll get a Wikipedia-like explanation. But if you say “explain AI to a 10-year-old using a bedtime story format,” you’ll get a creative, accessible output.

4. The Constraints & Style Guide - *Shaping the Output*

Your prompt should tell ChatGPT-5 not only what to include but also what to avoid.

- Word count limits.
- Tone (formal, humorous, motivational).
- Structure (bullet points, numbered steps, narrative style).

5. The Iteration Hook - *Leaving the Door Open for Improvement*

The first output is rarely the final output.

Ending your prompt with something like *“Give me 3 variations to choose from”* or *“Ask me questions if more information is needed”* encourages the AI to keep the dialogue open.

Why This Matters in ChatGPT-5

Because ChatGPT-5 is more context-sensitive than previous versions, the difference between a lazy prompt and a precise one is magnified. A well-structured prompt can pull *gold-standard work* from the AI in one shot, saving you hours of refinement.

Once you master this anatomy, you’ll be able to consistently produce outputs that are:

- Aligned with your goals.
- Accurate and on-topic.
- Tailored to your audience.

In the next section, we’ll apply this framework to **real-world prompt examples** that turn average results into extraordinary ones.

From Mediocre to Masterpiece: Real-World Prompt Transformations

Let's put theory into action.

We'll start with an average, vague prompt... and then upgrade it step-by-step into a **ChatGPT-5 power prompt** using the anatomy we covered earlier.

Example 1 - Content Creation

Mediocre Prompt:

"Write a blog post about healthy eating."

Why It Fails:

- No target audience.
- No tone specified.
- No format or depth guidance.

Transformed Prompt:

"Act as a certified nutritionist and lifestyle blogger. Write a 1,000-word blog post targeting busy professionals in their 30s who want to eat healthy but have limited time to cook. Use a friendly, conversational tone, and include:

- 5 quick, nutrient-rich meal ideas under 20 minutes.
- 3 tips for meal prepping on weekends.
- A short motivational closing paragraph encouraging habit-building.

End with a call-to-action to try one recipe this week."

Result:

The upgraded prompt generates a tailored, engaging article that resonates with the exact audience you have in mind.

Example 2 - Marketing Copy

Mediocre Prompt:

“Write an ad for a phone.”

Why It Fails:

- No differentiation.
- No target market.
- No emotional hook.

Transformed Prompt:

“Act as a senior copywriter for a high-end tech brand. Create a 3-sentence Instagram ad for the new *ZenPhone X*. Target young professionals aged 25–35 who value design and productivity. Highlight its ultra-slim design, AI-powered camera, and 48-hour battery life. Use sleek, aspirational language and end with a subtle urgency call-to-action.”

Result:

You get polished, platform-appropriate copy that feels like it came from a professional ad agency.

Example 3 - Learning & Education

Mediocre Prompt:

“Explain photosynthesis.”

Why It Fails:

- Boring, textbook tone.
- No audience clarity.

Transformed Prompt:

“Act as a science teacher for 12-year-old students. Explain photosynthesis in simple terms using a fun story about ‘Sunny the Sunbeam’ and ‘Leafy the Plant.’ Include 3 simple analogies, a short diagram description, and end with 3 quiz questions for the students.”

Result:

You get an engaging, age-appropriate explanation that keeps students hooked.

The Takeaway

When you apply the anatomy of a perfect prompt, you turn vague ideas into **laser-focused instructions** that ChatGPT-5 can execute flawlessly.

The transformation isn’t about *more words* — it’s about *better structure*.

Common Prompting Mistakes (and How to Fix Them)

Even the most creative people fall into these traps.

If your AI results feel “meh,” chances are one of these is to blame:

1. Being Too Vague

Bad Example:

“Write about travel.”

Problem:

- No destination, no audience, no style.
- ChatGPT-5 has to guess — and guessing means generic output.

Fix:

Add **who, what, where, how**, and **tone**.

“Write a 1,000-word travel guide to Kyoto for solo female travelers in their 20s. Use a warm, storytelling tone and highlight 5 hidden gems beyond tourist spots.”

2. Overloading with Instructions in One Sentence**Bad Example:**

“Write a 10-paragraph blog, make it funny, add SEO, make it emotional, and also add data and also a call-to-action but keep it short.”

Problem:

- Jam-packed and confusing.
- AI doesn't know what to prioritize.

Fix:

Break it into **bullet points** or numbered steps.

“Write a blog post with:

1. 1,200 words total.
2. Friendly, humorous tone.
3. Optimized for SEO with keyword ‘remote work tips.’
4. Include 3 research-backed stats.
5. End with a motivational call-to-action.”

3. Forgetting the Output Format

Bad Example:

“Summarize this article.”

Problem:

- What kind of summary? Bullet points? Executive brief? Narrative?

Fix:

Tell the AI exactly **how** to present the result.

“Summarize this article into a 5-bullet executive brief, each under 20 words.”

4. Asking for Too Much in One Go

Bad Example:

“Write a 20,000-word novel in one prompt.”

Problem:

- AI will struggle with coherence on huge outputs in a single shot.

Fix:

Break large tasks into **chunks**.

“First, outline the 20,000-word sci-fi novel in 15 chapters. Then, write Chapter 1 in 2,000 words.”

5. Ignoring the Role/Persona Trick

Bad Example:

“Write a business plan.”

Problem:

- The AI doesn't know if it should act like a CEO, consultant, or student.

Fix:

Assign a role.

“Act as a Silicon Valley startup consultant. Write a business plan for a mobile app that teaches kids coding.”

✅ **Rule of Thumb:** If your output is boring, messy, or off-target, your prompt probably *looked* like one of the bad examples above.

The Prompt Refinement Framework

A 3-step system to turn any weak prompt into a high-impact one in under 60 seconds.

Think of this as your **AI cheat code** — the same way a photographer adjusts lighting, we adjust our prompts to get that “perfect shot” of output.

Step 1: Define the Role and Perspective

Instead of letting the AI guess your angle, **assign it a persona**.

Examples:

- “Act as a Harvard-trained psychologist...”
- “Pretend you’re an award-winning copywriter...”
- “Speak as if you’re a veteran travel journalist...”

Why it works:

AI immediately adjusts its vocabulary, tone, and reasoning to match that persona.

Step 2: Set the Scope and Structure

Give the AI **boundaries**. Without them, it will over-explain or go off-topic.

Examples:

- “List exactly 7 strategies...”
- “Write in 3 short paragraphs...”
- “Limit to 100 words total...”

Why it works:

Constraints force clarity.

Step 3: Add Style and Purpose

Tell the AI **how** and **why** you want it done.

Examples:

- “Make it persuasive for LinkedIn readers.”
- “Use vivid imagery and sensory details.”
- “End with a humorous twist.”

Why it works:

The same topic can feel *boring* or *brilliant* depending on style.

Putting It Together

Weak prompt:

“Write about morning routines.”

Refined with the framework:

“Act as a neuroscience researcher. Write a 600-word article for busy entrepreneurs explaining the brain science behind effective morning routines, with 5 actionable tips, real-world examples, and a motivational closing paragraph.”

Pro tip: Save this framework as a quick checklist before you hit *Enter*.

Over time, you’ll start thinking this way automatically — and your AI results will level up fast.

The Prompt Power-Up Library

50+ “magic words” and modifiers that instantly supercharge your prompts

Think of these as **seasonings** for your AI cooking. The base prompt is your main dish — but without the right spices, it’s bland.

Below, I’ve broken them into categories so you can quickly grab the right ones for your situation.

1. Role & Persona Modifiers

Use these to change *who* the AI is “pretending” to be:

- Act as a...
- Pretend you are...
- Imagine you are...
- From the perspective of...
- Speaking as a...
- Channel the voice of...
- With the mindset of...

Example:

“Act as a TED Talk speaker and explain climate change in a way that inspires teenagers.”

2. Style & Tone Modifiers

Use these to instantly change the *vibe* of the output:

- Conversational
- Academic
- Persuasive

- Humorous
- Dramatic
- Minimalist
- Story-driven
- Poetic

Example:

“Write a persuasive yet humorous LinkedIn post about time management.”

3. Structure Modifiers

Tell the AI how to *organize* the answer:

- Step-by-step
- Numbered list
- Bullet points
- Table format
- Headings and subheadings
- Problem-solution format
- Chronological order

Example:

“Summarize the book in a step-by-step format with clear action items.”

4. Depth & Detail Modifiers

Adjust *how much* detail you get:

- In one sentence
- Concise summary
- In-depth analysis

- Comprehensive guide
- Beginner-friendly
- Advanced technical

Example:

“Give me a concise summary of blockchain, beginner-friendly, in under 100 words.”

5. Purpose Modifiers

Make the AI aim at a *specific goal*:

- To convince
- To teach
- To entertain
- To sell
- To inspire
- To simplify
- To provoke thought

Example:

“Explain AI to a 7-year-old in a way that entertains and inspires curiosity.”

6. Creativity Boosters

These push AI to be more *inventive*:

- Think outside the box
- Offer unexpected ideas
- Give me 3 wild alternatives
- Break conventional rules
- Use metaphors and analogies

Example:

“Give me 5 wild business ideas for a coffee shop that also sells books.”

7. Speed & Productivity Boosters

When you want results *fast*:

- 10-second brainstorm
- One-minute explanation
- Elevator pitch version
- TL;DR format
- Cheat sheet style

Example:

“Give me an elevator pitch for an app that helps people meditate while commuting.”



Pro Tip: Stack modifiers like Lego blocks.

Example:

“Act as a marketing expert. In a persuasive yet conversational tone, create a 10-point step-by-step guide for selling handmade jewelry on Etsy, beginner-friendly but with advanced tips sprinkled in.”

Turning ChatGPT-5 into Your Competitive Edge

Most people treat ChatGPT-5 like a casual tool — a bit of writing here, a quick summary there. That’s like buying a Formula 1 car and using it to pick up groceries. The real advantage comes when you integrate it into the *core* of how you work, think, and create.

To do that, you need to stop asking “*What can ChatGPT do for me?*” and start asking “*How can I make ChatGPT part of my operating system?*”

Think about it:

- **If you’re an entrepreneur**, ChatGPT-5 can brainstorm business models, write pitch decks, analyze competitors, and even simulate customer feedback before you’ve spent a cent.
- **If you’re a content creator**, it can churn out ideas, scripts, and SEO-rich outlines faster than you can type — freeing you up to focus on the high-level creative touches.
- **If you’re a researcher or student**, it can synthesize literature, structure your papers, and help you understand complex theories in plain English.

The secret is to think of ChatGPT-5 not as a replacement for your skills but as an *amplifier* of them. When you feed it deep context, layered instructions, and iterative feedback, the results aren’t just “helpful” — they’re game-changing.

And in a world where speed, adaptability, and originality are king, that’s the edge that sets you apart.

The Anatomy of a Perfect ChatGPT-5 Prompt

If you’ve ever wondered why some people get jaw-dropping results from ChatGPT-5 while others get dull,

generic answers... the difference is rarely the AI itself. It's the *prompt*.

A prompt is more than just a question. It's the blueprint you give the AI — the difference between asking:

“Write a blog post about coffee.”

and asking:

“Write a 1,000-word blog post in a friendly yet authoritative tone for a health-conscious audience. Include an engaging hook in the introduction, three evidence-backed health benefits of coffee, one surprising myth-busting fact, and a call-to-action encouraging readers to explore our organic coffee subscription service. Use short paragraphs, bullet points where needed, and end with a light humor twist.”

The second version is *rich with detail*, and detail is the oxygen of great AI output.

Here's the anatomy of a perfect ChatGPT-5 prompt:

1. **Role Assignment** — Tell ChatGPT who it is supposed to be.
 - Example: “Act as a veteran copywriter with 20 years of experience in digital marketing.”
2. **Objective Clarity** — State exactly what you want as the end result.
 - Example: “Write a persuasive landing page targeting eco-conscious millennial buyers.”

3. **Specific Parameters** — Include constraints on tone, style, length, and format.

- Example: “Tone: witty and relatable. Length: 800 words. Format: sections with subheadings.”

4. **Context & Background** — Give ChatGPT the relevant details so it works in your exact scenario.

- Example: “The product is a plant-based protein powder with zero artificial additives.”

5. **Iterative Feedback Loop** — Never expect perfection on the first try; refine it step-by-step.

- Example: “Rewrite the introduction to be punchier and add a statistic about plant-based diets.”

The real magic is when you *combine* all five elements. A detailed, well-structured prompt turns ChatGPT from a casual assistant into a full-scale creative and analytical powerhouse.

In the next sections, we’ll break down **prompt templates** you can adapt instantly for business, content creation, research, personal productivity, and more — essentially your 500-command treasure chest.

The 3 Golden Rules of Prompt Writing

No matter the AI model, these three rules are the universal laws of getting world-class results.

Rule 1: Be Ridiculously Specific

Vague in → vague out. If your request is broad, ChatGPT-5 will fill in the blanks with *average* assumptions. But when you

feed it sharp, targeted details, the output instantly upgrades in quality.

- ❌ “Write a business plan.”
- ✅ “Write a concise 7-section business plan for a mobile app that teaches kids aged 8-12 how to code through gamified lessons. Include market analysis, revenue streams, and marketing strategy.”

Why it works: AI can’t read your mind — the more details you add, the less guessing it has to do.

Rule 2: Give a Role and a Lens

You can supercharge results by assigning ChatGPT-5 an identity and perspective.

- ❌ “Summarize this book.”
- ✅ “Summarize this book as if you were a Harvard literature professor explaining it to first-year students, highlighting key themes, motifs, and historical context.”

Why it works: By giving a “role,” you inject expertise and style into the AI’s voice.

Rule 3: Iterate Like a Sculptor

Great prompts are rarely perfect on the first try. Treat the AI like a collaborator, not a vending machine. Ask for rewrites, more depth, or different tones until the output clicks.

- First draft: “Give me 5 ideas for YouTube videos on personal finance.”

- Second pass: “Make the titles more click-worthy by adding emotional triggers and curiosity gaps.”
- Third pass: “Add timestamps for each topic to optimize viewer retention.”

Why it works: The first draft is just raw clay; iteration shapes it into something exceptional.

Master these three rules, and you can make **any** AI do remarkable work — from scripting a documentary to designing a workout plan tailored to a niche audience.

Prompt Templates That Work in Any Industry

No matter if you’re in healthcare, marketing, education, design, or tech, these prompt blueprints will save you hours of trial and error. You can plug in your details, and ChatGPT-5 will instantly tailor the output to your needs.

1. The Expert Role Prompt

Formula:

You are a [specific expert role]. Using your expertise in [specific field], provide a [type of output] that is [tone/style requirements] for [specific audience].

Example:

You are a senior UX designer with 15 years of experience in mobile apps. Using your expertise in user behavior psychology, create a concise, persuasive landing page copy that is friendly and reassuring for first-time app users.

2. The Step-by-Step Process Prompt

Formula:

Explain [task/topic] in a step-by-step guide for [audience type], ensuring each step includes [specific detail requirements].

Example:

Explain how to create a content marketing strategy in a step-by-step guide for small business owners with no prior experience, ensuring each step includes an example and a free tool suggestion.

3. The Comparative Analysis Prompt**Formula:**

Compare [option 1] and [option 2] in terms of [criteria], and recommend the best choice for [situation/audience].

Example:

Compare Instagram Reels and TikTok for promoting handmade jewelry in terms of engagement rate, audience targeting, and ad costs. Recommend the best choice for a small artisan brand with a \$500 monthly budget.

4. The Problem-Solution Prompt**Formula:**

Identify common problems faced by [target audience] when dealing with [topic/industry]. For each problem, give a clear solution with an actionable first step.

Example:

Identify common problems faced by remote employees when setting up home offices. For each problem, give a clear solution with an actionable first step.

5. The Transformation Prompt

Formula:

Transform [existing content type] into [new content format] optimized for [platform/audience]. Keep it [tone/style requirements].

Example:

Transform a 1,200-word academic paper on climate change into a 60-second TikTok script optimized for Gen Z, using a fast-paced, visually engaging tone.

Pro Tip: Keep these templates saved in a personal “Prompt Bank.” Over time, you’ll just swap in details, and 90% of the hard work will already be done for you.

Advanced Prompt Chaining: Turning AI Into a Team of Specialists

Prompt chaining means you **break one complex task into multiple smaller prompts** and feed the AI’s previous outputs back into the next prompt. Instead of asking for everything at once (and getting something generic), you build the result step-by-step — like a chef prepping ingredients before cooking.

Why Prompt Chaining Works

- **Focuses on quality** → The AI can give deeper, more specific answers.
- **Reduces overwhelm** → You guide the AI, so it doesn't make assumptions you don't want.
- **Mimics teamwork** → It's like having multiple experts pass the work down a production line.

The 3-Step Chaining Formula

Step 1 — Research Mode

Ask the AI to **gather raw facts, ideas, or outlines** before anything else.

Example: *List 15 trending topics in eco-friendly fashion for 2025 with a short explanation for each.*

Step 2 — Planning Mode

Take the research and **ask the AI to structure it into a clear plan.**

Example: *From the list above, create a 3-month content calendar with weekly themes.*

Step 3 — Creation Mode

Turn the plan into **final polished content.**

Example: *Write an Instagram caption for Week 1's theme, using a friendly but professional tone and ending with a call-to-action.*

Chaining in Action — Example Flow

Goal: Create a high-converting sales email for a new online course.

1. **Research:**

“List 10 main pain points for beginner entrepreneurs who want to start an online store.”

2. **Plan:**

“Pick the 3 most powerful pain points from above and outline a persuasive email structure using the PAS (Problem-Agitate-Solution) framework.”

3. **Create:**

“Write the full email based on the outline, keeping it under 250 words and adding a sense of urgency.”

Pro Tip: You can chain **different expert roles** for even better results.

Example:

- First prompt → *“You are a market researcher...”*
- Second prompt → *“You are a copywriting expert...”*
- Third prompt → *“You are a conversion rate optimization consultant...”*

This way, ChatGPT-5 shifts perspectives as the task progresses.

Prompt Personalization — Making AI Sound Like You

One of the biggest mistakes people make with AI is letting it write in a generic, “robot-like” tone. Your personality is what

makes your content memorable — so the AI should *adapt to you*, not the other way around.

Step 1 — Define Your Voice Profile

Before asking the AI to write, give it a short “style cheat sheet” describing:

- **Tone** → (friendly, bold, playful, formal, sarcastic, inspiring, etc.)
- **Pacing** → (short punchy sentences, long flowing paragraphs, etc.)
- **Formality** → (casual, semi-formal, academic, street-slang, etc.)
- **Vocabulary** → (simple everyday words, technical jargon, emotional expressions, etc.)

Example:

“Write like a witty, confident marketer who uses short, impactful sentences and occasionally cracks smart jokes.”

Step 2 — Give Examples of Your Writing

If you paste in 1-2 short samples of your own work, the AI can mimic your rhythm, sentence structure, and word choices.

Example:

“Here’s a blog post I wrote. Study its style. From now on, respond in this exact tone unless told otherwise.”

Step 3 — Lock in Your Brand Language

If you have brand catchphrases, taglines, or signature expressions, give them to the AI early.

- *Instead of “buy now,” say “grab yours before it’s gone.”*
- *Instead of “our team,” say “your new favorite problem-solvers.”*

Step 4 — Ask for Style Checkbacks

Get the AI to *self-check* tone in every draft.

Example:

“Before showing me the final text, rate how closely it matches my style on a scale of 1–10. If it’s under 8, rewrite it until it’s at least 9.”

Mini Prompt Example — Personalization in Action

“You are my ghostwriter. My style is casual, a little sassy, but also informative. I use short paragraphs, contractions, and rhetorical questions. Never sound too ‘salesy.’ Now rewrite the text below in my style.”

Role-Based Prompting — Making the AI Your Specialist on Demand

One of the fastest ways to get high-quality, context-aware answers from AI is to **assign it a role** before giving your task. This instantly narrows its focus and raises the relevance of its output.

Step 1 — Pick the Right Role

Think: *Who would give me the best answer to this question?*

- **For business** → Marketing strategist, growth hacker, sales coach
- **For health** → Nutritionist, personal trainer, sleep expert
- **For creativity** → Screenwriter, poet, stand-up comedian, fashion stylist
- **For problem-solving** → Data analyst, lawyer, negotiation coach

Step 2 — Add Expertise Level

Go beyond “You are a teacher” → say *“You are a PhD-level history professor specializing in ancient civilizations, with a knack for making lessons engaging for teenagers.”*

Step 3 — Give Boundaries

If you don’t want generic fluff, give constraints:

- “Keep answers under 200 words.”
- “Only use plain English, no jargon.”
- “Include 3 bullet points and 1 example.”

Step 4 — Stack Multiple Roles

You can combine perspectives for richer output.

Example:

“You are a lawyer and a PR strategist. First, explain the legal implications, then rewrite your answer as a press release.”

Mini Prompt Examples

1. **Creative** → *“You are a 1920s noir detective narrating a mystery in first-person. Describe the crime scene.”*
2. **Business** → *“You are a senior UX designer. Audit this app and suggest improvements in bullet points.”*
3. **Education** → *“You are a math tutor who explains concepts using food analogies for 12-year-olds.”*

Prompt Chaining — Building Step-by-Step Conversations with AI

One of the biggest mistakes people make with ChatGPT is trying to get *everything* in one giant prompt. Complex requests need **layers**, not walls of text. This is where **prompt chaining** shines — you break the job into smaller, manageable steps, each feeding into the next.

Why Prompt Chaining Works

- **Keeps the AI focused** — Each step has one clear goal.
- **Improves accuracy** — AI makes fewer leaps and fewer wrong assumptions.
- **Lets you refine on the fly** — You can tweak direction mid-process without restarting.

Basic Prompt Chaining Flow

1. Start Simple

- Ask for an outline or high-level structure first.
- Example: *“List the 7 key topics I should cover in a beginner’s guide to cryptocurrency.”*

2. Expand Step-by-Step

- Take one section and develop it fully.

- Example: *“Now expand point #3 into a 500-word beginner-friendly explanation.”*

3. Add Detail Layers

- Request examples, case studies, metaphors, or comparisons.
- Example: *“Add 3 real-world examples of companies using this successfully.”*

4. Polish at the End

- Once content is built, ask for tone/style changes, formatting, or summaries.
- Example: *“Rewrite the above as a LinkedIn post with a hook.”*

Chaining in Action — Example

Goal: Create a marketing email for a new AI course.

Step 1 — Structure:

“Give me a 4-part structure for a promotional email selling an online course.”

Step 2 — Draft:

“Fill in the structure for a course called ‘AI Skills for Freelancers.’ Make it persuasive but not pushy.”

Step 3 — Improve:

“Add urgency by including a limited-time offer.”

Step 4 — Style:

“Rewrite it in a friendly, conversational tone that feels

personal.”

Pro Tip:

Prompt chaining is like cooking — you don’t throw all the ingredients in raw and hope for the best. You prepare each part, season as you go, and assemble at the end.

Meta-Prompting — Teaching AI How to Think Before Answering

Most people tell AI *what* to do. The real magic happens when you also tell it *how* to think.

This is **meta-prompting** — giving ChatGPT instructions about its own reasoning process before it answers.

Instead of jumping straight to the solution, you tell it to **plan, check, and explain** first.

Why Meta-Prompting Works

- Forces the AI to slow down and avoid rushing into wrong answers.
- Helps you see the reasoning behind the response.
- Allows for *self-correction* before output.

The Core Meta-Prompt Structure

1. Clarify the Goal

- Tell it to restate the task in its own words before answering.
- Example: *“First, explain what you think I’m asking for in your own words.”*

2. Plan the Steps

- Ask it to outline the process before executing.
- Example: *“List the steps you’ll take before giving the final answer.”*

3. **Think Out Loud**

- Request reasoning before the final result.
- Example: *“Write your reasoning first, then your final answer.”*

4. **Self-Check**

- Make it verify its answer before showing it.
- Example: *“Check your final answer for errors and explain why it’s correct.”*

Meta-Prompting in Action

Without meta-prompting:

"What's 17×24 ?"

AI quickly gives an answer — if it's wrong, you won't know why.

With meta-prompting:

“Explain your calculation for 17×24 step-by-step before giving the final result.”

- AI will multiply $17 \times 20 = 340$,
- Then $17 \times 4 = 68$,
- Add them: $340 + 68 = 408$.

Now you see the reasoning and can spot errors instantly.

Pro Tip:

Think of meta-prompting as asking the AI to “show its work” like a math teacher would. You’re not just getting an answer — you’re seeing the brain behind it.

Prompt Reusability — Creating Templates You Can Use Forever

A lot of people treat prompts as *one-off throwaways*. That’s a waste.

If you find a prompt that works, you can **turn it into a reusable template** — a personal AI tool you can pull out whenever you need it.

Why You Should Create Prompt Templates

- Saves time — no reinventing the wheel every time.
- Keeps quality consistent.
- Makes your workflow faster and more professional.

How to Turn a Prompt into a Template

1. Find a High-Performer

- Look through your old chats and spot the prompts that gave *amazing* results.

2. Generalize the Variables

- Replace specifics with placeholders.
- Example:

Instead of:

“Write a blog post about *healthy breakfast recipes for students* in a friendly tone.”

Change to:

“Write a blog post about **[topic]** in a **[tone]** tone for **[audience]**.”

1. Label and Store It

- Save it in a Google Doc, Notion page, or prompt library.
- Give it a clear title like: “Blog Post Generator — Topic, Tone, Audience.”

2. Test in Different Scenarios

- Use the same template for various projects to confirm it works in different contexts.

Example — Turning a Prompt into a Template

Original prompt:

“Explain how blockchain works to a 12-year-old using a pizza delivery analogy.”

Template version:

“Explain **[concept]** to **[audience type]** using a **[analogy or metaphor]**.”

Now you can reuse this for anything:

- “Explain *quantum computing* to *college students* using a *soccer analogy*.”
- “Explain *supply chain logistics* to *managers* using a *road trip analogy*.”

Pro Tip:

You can even stack templates — one for idea generation, another for formatting, another for editing — and run them in

sequence for maximum productivity.

Prompt Chaining — Linking Multiple Prompts for Complex Results

Sometimes, one prompt isn't enough to get the perfect output.

That's where **prompt chaining** comes in — you break a big task into smaller prompts, feeding the AI's output from one step into the next.

Think of it like cooking: you don't throw raw pasta, sauce, and cheese into the oven all at once and hope for lasagna. You do it step-by-step.

Why Prompt Chaining Works

- Reduces errors from overloading the AI with instructions.
- Lets you refine each stage before moving to the next.
- Produces higher-quality, more targeted results.

3 Common Ways to Chain Prompts

1. Sequential Chaining — Step-by-step workflow.

Example:

1. **Prompt 1:** "Generate 10 blog post ideas about AI in education."
2. **Prompt 2:** "Expand idea #3 into a full outline."
3. **Prompt 3:** "Write the introduction for that outline in a conversational tone."

2. Refinement Chaining — Start rough, then polish.

Example:

1. “Draft a simple explanation of blockchain for beginners.”
2. “Improve the draft to make it more engaging for a YouTube script.”
3. “Add jokes and analogies to make it funny.”

3. Role-Handoff Chaining — Make the AI switch personas.

Example:

1. **Prompt 1 (Researcher):** “Give me an in-depth technical description of solar panels.”
2. **Prompt 2 (Teacher):** “Rewrite this so a 10-year-old can understand.”
3. **Prompt 3 (Marketer):** “Turn this into a catchy ad for social media.”

Pro Tip:

If you’re doing a complex project — like writing a course, planning a campaign, or creating a book — chaining prompts can keep the AI focused and prevent those “generic” outputs you get from dumping everything into one giant request.

The "Role Play" Method — Making the AI Think Like a Pro

One of the most powerful ways to get quality output from an AI is to **make it act as if it were a specific expert**.

When the AI “believes” it’s a chef, lawyer, engineer, marketer, or professor, it adjusts its tone, vocabulary, and reasoning to match.

Why Role Play Works

- It gives the AI a **clear identity** and perspective to work from.
- Reduces vague, generic answers.
- Encourages deeper, domain-specific thinking.

How to Write a Role Play Prompt

1. **Define the Role** — Be specific. (“Act as a financial analyst specializing in cryptocurrency risk.”)
2. **Set the Scenario** — Give it a situation or goal.
3. **Specify the Output** — Tell it exactly what you want.

Examples

Example 1: Marketing Expert

"Act as a senior marketing strategist for a luxury travel brand. Create a social media plan for the next 30 days aimed at high-income millennials who love adventure travel."

Example 2: Health Coach

"Act as a certified nutritionist and fitness trainer. Create a 7-day diet and workout plan for a beginner aiming to lose

weight without giving up carbs."

Example 3: Historian

"You are a medieval history professor at Oxford. Explain the daily life of a blacksmith in 14th-century England to an audience of high school students."

Pro Tip:

If you combine **Role Play + Chaining Prompts**, you can have the AI switch “hats” mid-project — for example, start as a researcher, then as a storyteller, then as a copy editor.

Prompt Reframing — Asking the Same Question in Smarter Ways

Sometimes, the difference between a mediocre answer and a brilliant one isn't **what** you ask, but **how** you ask it.

AI models interpret language in subtle ways — even small tweaks in phrasing can completely change the quality, depth, or creativity of the answer.

Why Reframing Works

- Avoids the AI falling into generic, overused responses.
- Encourages the model to think from **different angles**.
- Helps break free from "first draft" quality answers.

3 Reframing Techniques

1. Change the Perspective

- Original: *"Explain climate change."*

- Reframed: *"Explain climate change as if you were talking to a 10-year-old curious about why summers are hotter now."*

2. Add Constraints

- Original: *"Give me marketing tips."*
- Reframed: *"Give me 10 low-budget marketing ideas for a bakery that only sells vegan desserts, using social media only."*

3. Switch the Medium

- Original: *"Tell me about the history of the internet."*
- Reframed: *"Summarize the history of the internet in the style of a movie trailer script."*

Example of Dramatic Change

Basic Prompt:

"Describe the Eiffel Tower."

Reframed Prompt:

"Describe the Eiffel Tower as if you were a 19th-century Parisian who just saw it for the first time and is writing to a friend in America."

✓ The reframed version will give you **rich emotions, historical context, and storytelling flair** that the basic version never would.

Pro Tip:

If your first answer feels flat, don't rewrite the whole request — **just reframe it**. Often, the gold is just one

phrasing shift away.

Combining Prompts — Layering for Depth and Control

Instead of sending one big, vague question to your AI, you can **layer prompt techniques** to create responses that are **more detailed, accurate, and tailored to your needs**.

Think of it like cooking: one spice is good, but combining the right spices makes the dish unforgettable.

Why Combine Prompts?

- Forces the AI to consider multiple dimensions at once.
- Reduces randomness and keeps the answer on track.
- Creates **high-quality, ready-to-use content** without heavy editing.

3 Methods for Prompt Layering

1. Role + Context + Format

- Example:

"Act as a historian specializing in the French Revolution. Summarize the causes in under 200 words in bullet points, as if for a high school study guide."

1. Sequential Layering (Ask in steps)

- Step 1: *"List 10 social media strategies for a coffee shop."*
- Step 2: *"Take strategy #3 and write a full marketing post for Instagram using humor."*

2. Dual Perspective

- Example:

"Explain blockchain technology first as if to a 12-year-old, then again as if you were writing for a finance PhD."

Mini Case Study

Basic Prompt:

"Write a blog about AI in healthcare."

Layered Prompt:

"Act as a medical journalist. Write a 1,000-word blog on AI in healthcare, covering benefits, ethical concerns, and 3 real-world examples. End with a future prediction section. Use engaging subheadings and simple language for non-experts."

✅ The layered prompt guarantees depth, structure, and an engaging style **in one go**.

Pro Tip:

When combining prompts, make sure each "layer" has a **clear instruction**. Too many vague layers can confuse the AI.

Prompt Chains — Turning AI into a Step-by-Step Collaborator

A **prompt chain** is when you break down a big task into smaller, linked prompts, letting the AI refine and expand at each step.

It's like having a brainstorming meeting where every answer shapes the next question.

Why Use Prompt Chains?

- Reduces overwhelm (for you *and* the AI).
- Lets you guide the output toward exactly what you need.
- Keeps complex projects organized and easy to improve.

How Prompt Chains Work

1. Start with a Broad Idea

- Example: *"Give me 10 article ideas about sustainable fashion."*

2. Narrow Down

- *"Pick the top 3 most unique ideas from your list."*

3. Expand the Chosen Idea

- *"Outline a 1,500-word article for idea #2 with subheadings and bullet points."*

4. Refine for Style

- *"Write the introduction in a conversational tone with a hook that mentions a surprising statistic."*

Prompt Chain Example — Ebook Creation

1-*"List 10 trending topics in personal productivity."*

2-*"Select the most original one and create a 10-chapter outline."*

3-*"Write a 300-word draft for Chapter 1 in an engaging and story-driven style."*

4-*"Add a bullet-point summary at the end of Chapter 1."*

✓ Result: You've got a **structured, high-quality chapter** without overwhelming the AI with everything at once.

Pro Tip:

Always **reference the previous output** in your next prompt so the AI keeps continuity.

Use phrases like:

- *"Using the outline you gave me..."*
- *"Based on example #3 above..."*

Persona Prompts — Making the AI Think Like an Expert

Sometimes you don't just want answers — you want **the perspective of a seasoned expert**.

That's where **persona prompts** come in. You tell the AI *who* it should be before giving it the task.

Why Use Persona Prompts?

- Increases accuracy and relevance.
- Shapes the tone, depth, and style of answers.
- Makes AI roleplay real-world expertise (doctor, lawyer, marketer, historian, etc.).

How to Create a Persona Prompt

Structure:

"Act as [role] with [years of experience or expertise]. You specialize in [specific domain]. I need you to [task]. Your answer should be [tone/style]."

Example:

"Act as a cybersecurity consultant with 15 years of experience in protecting small businesses. You specialize in

phishing prevention. I need you to create a step-by-step training plan for employees, in plain language."

Advanced Persona Layering

You can **stack personas** for more creativity:


"Act as a veteran war historian who is also a skilled novelist. Rewrite this historical account so it reads like a gripping war story while keeping all facts accurate."

Persona Prompt Examples:

1 *"Act as a Michelin-star chef and design a 7-day vegetarian meal plan."*

2 *"Act as a Hollywood film director and pitch a suspense-thriller based on this plot idea."*

3 *"Act as a business coach for startup founders in the AI industry. Create a launch checklist."*

 **Pro Tip:** Give your AI persona **constraints** (budget, location, target audience) so the output is more realistic.

Role Switching — Getting Multiple Perspectives in One Session

Sometimes you don't want **just one expert opinion** — you want **a panel of experts debating**.

This is where **role switching** prompts shine.

Why Role Switching Works

- You get **diverse viewpoints** on the same problem.
- Helps identify pros/cons before making decisions.

- Useful for brainstorming, problem-solving, or testing an idea from different angles.

How to Structure a Role Switching Prompt

Formula:

"Take on the roles of [role 1], [role 2], and [role 3]. Discuss [topic]. Each role should respond in its own style and viewpoint. Conclude with a joint summary."

Example:

"Take on the roles of a marketing strategist, a skeptical investor, and a loyal customer. Discuss whether launching a premium subscription model for our app is a good idea. Provide each perspective separately, then give a final combined recommendation."

Pro Role Switching Tips

1. **Assign distinct goals** to each role.
2. **Ask for rebuttals** so roles challenge each other.
3. **End with synthesis** — AI combines the insights into one action plan.

Example Prompt in Action

Prompt:

"Take on the roles of:

- A fitness coach who believes in strict discipline
 - A nutritionist focused on balanced diets
 - A psychologist specializing in motivation
- Discuss how to help a busy parent lose 10 pounds.

Provide separate answers, then merge into one plan."

💡 **Pro Tip:** You can make it fun by adding fictional roles — e.g., “a Jedi Master,” “a pirate captain,” and “a Silicon Valley CEO” debating startup ideas.

Debate Mode — Making AI Argue With Itself for Better Answers

If role switching is a polite dinner party, **debate mode** is a boxing ring.

You make two (or more) AI personas **go head-to-head** on a topic, forcing deeper reasoning.

Why Debate Mode Works

- Forces AI to **explore counterarguments** it might ignore in a single-pass answer.
- Reduces bias by presenting multiple sides.
- Helps you see flaws in reasoning before you commit to an idea.

How to Structure a Debate Prompt

Formula:

"Create two personas: [Persona A] and [Persona B]. Have them debate [topic] in a back-and-forth format. Persona A argues for, Persona B argues against. After 4 rounds, provide a neutral summary."

Example:

"Persona A: An environmental activist. Persona B: A coal industry executive. Debate whether coal power should be

phased out in 10 years. After the debate, summarize key points and offer a balanced recommendation."

Pro Debate Tips

1. **Set a time limit** (e.g., "4 rounds") so it doesn't become endless.
2. **Assign a "moderator"** role to keep the debate structured.
3. **End with actionable insights**, not just arguments.


Example Prompt in Action

Prompt:

"Create a debate between:

- Persona A: A tech optimist who believes AI will create more jobs than it destroys.
- Persona B: A tech pessimist who believes AI will cause mass unemployment.

Format as a formal debate with rebuttals. After 5 exchanges, provide a neutral conclusion."

 **Pro Tip:** You can make it more fun by adding unusual rules — like "They must use pirate slang" or "They can only use short sentences." It keeps you engaged while still productive.

Scenario Simulation — Testing AI in What-If Worlds

Sometimes you don't want just an answer — you want to see **how things would play out** in an alternate reality.

That's where scenario simulation comes in.

You set the stage, define the rules, and let AI **run the movie** for you.

Why Scenario Simulation Works

- Helps visualize complex systems and their consequences.
- Great for planning, training, or predicting outcomes.
- Lets you safely explore risky or extreme situations without real-world consequences.

How to Build a Simulation Prompt

Formula:

"Simulate a scenario where [situation] occurs. Assume [specific rules or constraints]. Play out events step-by-step until a resolution is reached. Provide both narrative and key insights."

Example:

"Simulate a scenario where self-driving cars have replaced 90% of human drivers. Assume laws now require all vehicles to be autonomous. Show the first week of life in this city, day by day, including unexpected problems and benefits."


Simulation Styles

1. **Narrative Mode** — Reads like a short story.
2. **Step-by-Step Mode** — A logical progression of events.
3. **Decision Tree Mode** — AI asks you for choices at each step.

Example Prompt in Action

Prompt:

"Simulate a scenario where the internet disappears for 30 days worldwide. Show the effects in three stages: day 1-3, week 1-2, and week 3-4. Cover politics, economy, and daily life. End with lessons learned."

 **Pro Tip:** Combine **scenario simulation** with **roleplay mode** — for example, make the AI act as different people reacting to the same event. You'll get a much richer, more human-feeling result.

Teaching Mode — Making AI Your Private Tutor

One of the most powerful ways to use AI is to turn it into a **personalized teacher** — available 24/7, patient, and able to adapt to your learning speed.

Instead of passively asking for facts, you actively **structure the AI to guide you** like a professional educator.

Why Teaching Mode Works

- AI can break down any subject into digestible steps.
- It adapts to your pace and style of learning.
- You can request analogies, examples, or quizzes anytime.

How to Set It Up

Formula:

"Teach me [topic] as if I'm a [beginner/intermediate/advanced] student. Use clear explanations, analogies, and mini-quizzes after each concept. Adjust based on my answers."

Example:

"Teach me the basics of quantum computing as if I'm a high school student. Use everyday analogies and test my understanding every 5 minutes."


Enhancement Tips

- Tell the AI to track your **progress over sessions**.
- Use **Socratic questioning** — have it ask you leading questions instead of giving answers directly.
- Switch between **text, diagrams, and real-world examples**.

Example Prompt in Action

Prompt:

"You are my personal French tutor. Teach me conversational French in short lessons. After each lesson, give me a two-question quiz. If I get something wrong, explain the correct answer in detail and adapt the next lesson to my weakness."

 **Pro Tip:** You can stack **Teaching Mode** with **Gamification** — e.g., earn points for correct answers and unlock new levels of difficulty.

Research Assistant Mode — AI as Your Data Hunter

When you need **deep, organized, and fast** research, AI can act like a personal research assistant — collecting, summarizing, and structuring information while you focus on decision-making.

This mode shines for **market analysis, academic work, competitive intelligence, and content creation.**

Why Research Assistant Mode Works

- AI can scan vast topics quickly and structure findings logically.
- You save hours of sifting through raw data.
- It can provide **summaries, citations, and comparisons** instantly.

How to Set It Up

Formula:

"Research [topic] and provide me with [key points/statistics/trends]. Organize the findings in [bulleted list/table/structured sections]. Highlight the most credible sources and note any gaps in the information."

Example:

"Research the latest trends in remote work for 2025. Provide stats, industry insights, and future predictions in a table format, with a short executive summary."


Enhancement Tips

- Ask for **source transparency** — request the AI to cite reputable links or documents.
- Use **comparative tables** for pros/cons, features, or timelines.
- Combine this mode with **Summarizer Mode** to get digestible reports.

Example Prompt in Action

Prompt:

"Act as my research assistant. Collect the 10 most recent studies on the impact of social media on adolescent mental health. Summarize each in 3 bullet points, list the authors, year, and provide a key takeaway. Format it as a clean table."

 **Pro Tip:** You can add “**highlight the top 3 most surprising insights**” to make research more insightful, not just informative.

Brainstorming Partner Mode — AI as Your Creative Co-Pilot

When you're stuck in a rut or staring at a blank page, AI can become your **idea machine**, firing off concepts, variations, and unexpected twists you might never have thought of.

This is perfect for **writers, marketers, entrepreneurs, and product designers** who need fresh angles fast.

Why Brainstorming Partner Mode Works

- AI can generate dozens of options in seconds.
- It combines unrelated concepts to spark unique ideas.
- You can filter and refine without wasting hours.

How to Set It Up

Formula:

"Generate [number] creative ideas for [project/topic]. They should be [tone/style/target audience]. Organize them in

[bullets/list/table] and suggest at least one unconventional or 'wild card' idea."

Example:

"Give me 15 marketing campaign ideas for launching a new eco-friendly sneaker brand. The ideas should appeal to Gen Z, be social media friendly, and have strong visual storytelling potential."


Enhancement Tips

- Add **constraints** to make ideas more focused (budget limits, platform choice, specific audience).
- Ask for **tiered ideas** — small budget, medium budget, and big budget versions.
- Mix this with **Persona Mode** so the AI generates ideas *as if* it were your ideal customer.

Example Prompt in Action

Prompt:

"Brainstorm 12 YouTube video concepts for a history channel. Include a mix of documentary-style, animated explainer, and short viral clips. Rank them by viral potential and ease of production."

 **Pro Tip:** If you feel stuck, ask the AI to **“combine two unrelated topics”** (e.g., “medieval history + TikTok memes”) — the results can be unexpectedly brilliant.

Scenario Simulation Mode — AI as Your "What If" Machine

Ever wondered “*What would happen if...?*” AI can play out scenarios in detail, whether you’re exploring a business strategy, story plot twist, or future trend.

This is ideal for **strategists, writers, educators, and entrepreneurs** who want to stress-test ideas before acting on them.

Why Scenario Simulation Mode Works

- AI can quickly explore multiple possible outcomes.
- Helps identify risks and opportunities before making a decision.
- Great for storytelling and plot development.

How to Set It Up

Formula:

"Simulate [scenario] and describe [number] possible outcomes. For each outcome, list pros, cons, and likelihood. Add one unexpected but plausible twist."

Example:

"Simulate the outcome of introducing a subscription model for an online fitness platform. Provide 3 possible scenarios: optimistic, realistic, and pessimistic. Include user behavior changes and financial impact."

Enhancement Tips


- Give AI a **timeframe** (e.g., 6 months, 5 years).

- Add **variables** (e.g., economic downturn, competitor action, tech advancement).
- Combine with **Persona Mode** to see how different user types would react.

Example Prompt in Action

Prompt:

"Simulate three possible endings for a mystery novel where the detective turns out to be the criminal. Provide emotional impact, reader reaction, and potential for a sequel for each ending."

 **Pro Tip:** You can ask the AI to **run multiple “what if” branches** from a single starting point — like a choose-your-own-adventure for your project or story.

Expert Interview Mode — AI as a Specialist in Any Field

Sometimes you don't need generic answers — you need **deep, field-specific insight**. In Expert Interview Mode, you prompt the AI to roleplay as a specialist with years of experience, answering as if you're conducting a real interview.

Why Expert Interview Mode Works

- Lets you **tap into domain-specific thinking** without hunting for multiple sources.
- Produces **insight-rich, jargon-aware answers**.
- Perfect for research, learning, and content creation.

How to Set It Up

Formula:

"Act as an expert in [field] with [X years] experience. I will ask you questions as if I'm interviewing you for [purpose]. Provide clear, detailed, and example-rich answers."

Example:

"Act as a cybersecurity expert with 15 years of experience. I'll interview you for a tech magazine article. Answer in a professional yet accessible tone, giving real-world examples and references to current trends."


Enhancement Tips

- Add a **specific role** (e.g., "former FBI cybercrime investigator," "award-winning neurosurgeon").
- Specify **tone** — formal, casual, inspiring, or journalistic.
- Ask for **first-person narratives** to make it feel authentic.

Example Prompt in Action

Prompt:

"Act as a climate scientist with 20 years of fieldwork in the Arctic. I will ask you about the three most alarming climate changes you've personally observed. Share stories, data, and predictions for the next 10 years."

 **Pro Tip:** You can even **simulate a panel** by asking AI to play multiple experts with different opinions — then let them “debate” your topic.

Opposition Mode — AI as Your Devil's Advocate

Sometimes you need more than agreement — you need **constructive pushback** to stress-test your ideas. In Opposition Mode, you prompt the AI to challenge your assumptions, point out weaknesses, and present alternative viewpoints.

Why Opposition Mode Works

- Reveals **blind spots** you may not notice.
- Strengthens your argument by preparing counterarguments in advance.
- Encourages **critical thinking** instead of echo chambers.

How to Set It Up

Formula:

"Play the role of my devil's advocate. I will present you with an idea or plan, and you must find flaws, risks, and counterarguments. Be thorough, logical, and even slightly skeptical — but still constructive."

Example:

"I will describe my business idea, and you will challenge it from every angle — market demand, competition, pricing, and long-term viability. Give specific examples where similar ideas failed."

Enhancement Tips


- Tell AI to **rate the severity** of each flaw.

- Ask it to **propose alternative solutions** after the critique.
- Specify whether you want **polite questioning** or **hard-hitting debate style**.

Example Prompt in Action

Prompt:

"Act as my devil's advocate. My plan is to create a subscription box for sustainable office supplies. Challenge this idea from the perspectives of cost, target audience, market size, and competition. Then propose at least two pivots that could make it more viable."

 **Pro Tip:** Run your idea through this mode **before** pitching it — it's like doing a rehearsal in front of your toughest critic.

AI as a Productivity Coach — Structuring Your Day for Maximum Output

If you've ever felt like your day gets hijacked by distractions, this mode helps you design and stick to a **laser-focused productivity plan**. The AI becomes your time-management partner, giving you a personalized daily schedule, motivational nudges, and accountability checks.

Why Productivity Coach Mode Works

- Turns vague goals into **clear, timed actions**.
- Encourages balance between **deep work** and rest.
- Keeps you accountable with **real-time check-ins**.

How to Set It Up

Formula:

"Act as my productivity coach. Help me plan my day based on my goals, deadlines, and energy levels. Provide a detailed schedule, break tasks into manageable steps, and check in with me throughout the day."

Example:

"Today I have to finish a report, attend two meetings, and exercise. Plan my schedule hour by hour, include short breaks, and give me motivational reminders after each task."


Enhancement Tips

- Include **Pomodoro timers** for focused work sprints.
- Ask AI to **predict and block possible distractions**.
- Get **end-of-day reviews** to track progress and improve for tomorrow.

Example Prompt in Action

Prompt:

"You are my productivity coach. I work from home, have a high-energy morning and a slump in the afternoon. I need to complete 3 hours of writing, 2 hours of admin work, and do a 45-minute workout. Plan my schedule with specific times, break suggestions, and mini rewards for task completion."

 **Pro Tip:** You can combine this with **Accountability Mode** — asking the AI to message you at set times to make sure you're staying on track.

Role-Playing Difficult Conversations — Practicing Before the Real Thing

Whether it's **asking for a raise**, **delivering tough feedback**, or **resolving conflict**, AI can act as the other person so you can rehearse in a safe environment. You can refine your words, tone, and confidence before the real conversation.

Why Role-Play Works

- Reduces anxiety by **practicing multiple outcomes**.
- Lets you **test different tones and wording** safely.
- Builds confidence through **repetition**.

How to Set It Up

Formula:

"Act as [person/role] in a [situation]. Respond realistically, including possible pushback or questions. Give me feedback on my communication style afterward."

Example:

"Act as my boss. I need to ask for a salary raise. Respond as you normally would, including hesitations and concerns, so I can practice countering them."

Enhancement Tips

- Ask AI to **simulate different difficulty levels** (easy, neutral, defensive).
- Request **feedback on body language and tone** suggestions.

- Run **multiple scenarios** to prepare for the unexpected.

Example Prompt in Action

Prompt:

"You are my colleague who often disagrees with me in meetings. I'm going to propose a new project idea, and I want you to push back politely but firmly. After the conversation, tell me how persuasive I was and how I can improve."

 **Pro Tip:** This is especially powerful for **negotiations, interviews, and conflict resolution** practice.

AI for Creative Brainstorming — Unlocking Your Next Big Idea

Creativity can sometimes feel like a faucet that runs dry. AI can act as your **unlimited idea generator**, sparking fresh concepts and pushing beyond your usual boundaries.

Why AI Brainstorming Works

- Rapidly generates diverse ideas.
- Combines unrelated concepts for unique angles.
- Helps overcome creative blocks and writer's block.

How to Set It Up

Formula:

"Brainstorm [number] ideas for [project/topic]. Include at least one unconventional or surprising idea. Organize them in [bulleted list/table]."

Example:

"Brainstorm 20 blog post ideas for a personal finance website targeting millennials. Include ideas for video, infographics, and interactive content."


Enhancement Tips

- Add constraints like budget, audience, or format to narrow focus.
- Ask for ideas ranked by potential impact or ease of implementation.
- Use follow-up prompts to expand on favorite ideas.

Example Prompt in Action

Prompt:

"Brainstorm 10 innovative product ideas for eco-friendly kitchen gadgets. Provide a short description and target customer for each."

 **Pro Tip:** Use AI brainstorming as a **springboard**, then add your own insights to create standout ideas.

AI as Your Writing Coach — From Draft to Polished Masterpiece

Writing can be challenging, whether you're crafting emails, reports, or stories. AI can act as a personal writing coach, helping you improve clarity, style, grammar, and creativity.

Why Writing Coach Mode Works

- Gives immediate feedback on tone, structure, and flow.
- Suggests better word choices and fixes errors.
- Helps overcome writer's block with ideas and rewrites.

How to Set It Up

Formula:

"Review the following text and provide suggestions to improve clarity, tone, and engagement. Point out grammar mistakes and offer alternative phrasing."

Example:

"Here is a draft email to a potential client. Please make it more professional, concise, and persuasive."

Enhancement Tips

- Ask for feedback on specific elements like **persuasiveness** or **emotional impact**.
- Request a rewrite in different tones — formal, casual, friendly, or authoritative.
- Use AI to generate **multiple draft versions** for comparison.

Example Prompt in Action

Prompt:

"Here is my blog intro draft about sustainable living. Suggest edits to make it more engaging and reader-friendly."

💡 **Pro Tip:** Combine this with **Teaching Mode** — have AI explain why certain changes improve your writing.

AI for Effective Summarization — Digesting Information Faster

In today's world, we're bombarded with more information than ever. AI can help you **cut through the noise** by summarizing long texts, reports, or conversations into concise, easy-to-understand nuggets.

Why Summarization Mode Works

- Saves time by distilling key points.
- Helps retain essential information without overload.
- Supports better decision-making with clear takeaways.

How to Set It Up

Formula:

"Summarize the following text/report/article in [number] bullet points or paragraphs, highlighting the main ideas and key facts."

Example:

"Summarize this 10-page research paper on renewable energy trends into 5 bullet points for a quick executive overview."

Enhancement Tips

- Ask for summaries at different levels of detail — brief overview, detailed digest, or technical summary.
- Request **key takeaways** with actionable insights.
- Combine summarization with **visualization prompts** (charts, timelines).

Example Prompt in Action

Prompt:

"Summarize the latest IPCC climate report into 7 bullet points focusing on urgent action steps for policymakers."

💡 **Pro Tip:** Use summarization to create **study guides, meeting notes, or briefing documents** effortlessly.

AI for Emotional Intelligence — Understanding and Navigating Feelings

Effective communication is not just about words but emotions behind them. AI can help you **read emotional cues**, craft empathetic messages, and even coach you on managing interpersonal dynamics.

Why Emotional Intelligence Mode Works

- Improves how you connect and respond to others.
- Helps tailor messages with the right tone and empathy.
- Aids in conflict resolution and relationship building.

How to Set It Up

Formula:

"Analyze the emotional tone of this message/conversation and suggest ways to respond with empathy and clarity."

Example:

"Read this email from an upset client and draft a calm, understanding reply that addresses their concerns."

Enhancement Tips


- Ask AI to explain the emotions detected and why.
- Request alternative responses for different emotional contexts (e.g., angry, sad, confused).

- Use it for **role-playing sensitive conversations**.

Example Prompt in Action

Prompt:

"Analyze this text message from a friend who seems distant lately. Suggest how I can respond to show support without being intrusive."

 **Pro Tip:** Combining Emotional Intelligence with Teaching Mode can help you improve your **social skills and emotional self-awareness** over time.

AI for Emotional Intelligence — Understanding and Navigating Feelings

Effective communication is not just about words but emotions behind them. AI can help you **read emotional cues**, craft empathetic messages, and even coach you on managing interpersonal dynamics.

Why Emotional Intelligence Mode Works

- Improves how you connect and respond to others.
- Helps tailor messages with the right tone and empathy.
- Aids in conflict resolution and relationship building.

How to Set It Up

Formula:

"Analyze the emotional tone of this message/conversation and suggest ways to respond with empathy and clarity."

Example:

"Read this email from an upset client and draft a calm, understanding reply that addresses their concerns."


Enhancement Tips

- Ask AI to explain the emotions detected and why.
- Request alternative responses for different emotional contexts (e.g., angry, sad, confused).
- Use it for **role-playing sensitive conversations**.

Example Prompt in Action

Prompt:

"Analyze this text message from a friend who seems distant lately. Suggest how I can respond to show support without being intrusive."

 **Pro Tip:** Combining Emotional Intelligence with Teaching Mode can help you improve your **social skills and emotional self-awareness** over time.

AI for Language Translation and Localization — Breaking Down Language Barriers

Whether you're working with global clients, creating multilingual content, or learning a new language, AI can **translate and localize your text** with nuance and cultural sensitivity.

Why Translation and Localization Mode Works

- Provides fast, accurate translations in many languages.
- Adjusts idioms, slang, and cultural references for local audiences.

- Helps maintain brand voice across different languages.

How to Set It Up

Formula:

"Translate the following text from [source language] to [target language]. Localize the content for [target country/audience], adjusting cultural references and tone appropriately."

Example:

"Translate this marketing email from English to Spanish, making it appealing and culturally relevant for Mexico's market."


Enhancement Tips

- Specify tone — formal, informal, playful, professional.
- Ask for explanations of translation choices to better understand nuances.
- Use for subtitle creation, website localization, or customer support scripts.

Example Prompt in Action

Prompt:

"Translate this product description from French to Japanese, adapting phrases for the Japanese e-commerce market and maintaining a friendly tone."

 **Pro Tip:** Pair this mode with **Summarization** to create concise multilingual briefs or reports.

AI for Code Generation and Debugging — Your Virtual Programming Assistant

In the fast-paced world of software development, coding can be both exhilarating and frustrating. Whether you're a beginner just starting out or an experienced developer tackling complex problems, AI-powered coding assistance can transform your workflow.

With AI for code generation and debugging, you gain a powerful partner that can write snippets, explain algorithms, suggest improvements, and hunt down bugs — all in real time.

Why AI for Code Generation and Debugging Works

- **Accelerates Development:** AI can generate boilerplate code, functions, or even entire modules based on natural language descriptions, saving hours or days of manual coding.
- **Bridges Knowledge Gaps:** When stuck on a tricky error or unfamiliar syntax, AI can provide explanations, solutions, or alternatives instantly.
- **Improves Code Quality:** By suggesting best practices, refactoring ideas, or detecting vulnerabilities, AI helps you write cleaner, safer, and more maintainable code.
- **Supports Multiple Languages:** Whether you code in Python, JavaScript, Java, C++, or more obscure

languages, AI models are trained to understand and work across diverse programming ecosystems.

How to Set It Up

Formula:

"Write code in [programming language] that accomplishes [task]. Make sure the code is efficient, well-commented, and follows best practices."

OR

"Debug the following code snippet in [language]. Identify errors, explain why they occur, and provide corrected code with comments."

Detailed Examples

1. Code Generation Example:

"Write a Python function that takes a list of integers and returns the list sorted without using built-in sort functions. Include comments explaining each step."

1. Debugging Example:

"Here's a JavaScript snippet that's supposed to fetch data from an API but throws an error. Identify the problem and fix it."

js

CopyEdit

```
async function fetchData() {  
  const response = await
```



```
fetch('https://api.example.com/data');  
  const data = response.json();  
  console.log(data);  
}  
fetchData();
```

Enhancement Tips

- **Request Explanations:** Don't just ask for code—ask the AI to explain how and why it works, which is perfect for learning.
- **Ask for Alternatives:** Get multiple ways to solve a problem, from straightforward to advanced techniques.
- **Specify Constraints:** Include performance limits, memory usage, or compatibility requirements.
- **Integrate Testing:** Ask AI to write unit tests for your code to ensure reliability.
- **Use Iterative Feedback:** Provide updated snippets and ask AI to improve or optimize them continuously.

Use Cases Beyond Coding

- **Algorithm Design:** Describe a problem in plain English and get a step-by-step algorithm or pseudocode.
- **Automation Scripts:** Generate scripts to automate repetitive tasks like file management, data scraping, or report generation.

- **Documentation:** Generate detailed, user-friendly documentation from code comments or function descriptions.
- **Learning and Tutoring:** Beginners can learn programming concepts interactively with tailored examples and explanations.

Example Prompt in Action

Prompt:

"Write a Java program that reads a CSV file containing customer orders and calculates the total sales per product. Include error handling for missing or malformed data and comments for each major section."

Common Pitfalls to Avoid

- Don't rely solely on AI-generated code without reviewing it—always test thoroughly.
- Specify the programming language clearly to avoid confusion.
- When debugging, provide full context or error messages for better help.
- Be wary of security implications; ask AI about best practices for sensitive data handling.



Pro Tip: Pair code generation with **Research Assistant Mode** to quickly look up unfamiliar libraries or APIs, then feed that knowledge back into your coding prompts.

AI for Data Analysis and Visualization — Turning Raw Data into Actionable Insights

In today's data-driven world, the ability to analyze complex datasets and present findings clearly is a critical skill across industries. Whether you're a business analyst, researcher, marketer, or decision-maker, AI can dramatically enhance how you understand and communicate data.

Using AI for data analysis and visualization means you're not just crunching numbers—you're **transforming raw information into compelling stories** that inform, persuade, and drive action. AI helps uncover hidden patterns, summarize key trends, and create vivid visual representations that anyone can grasp.

Why AI for Data Analysis and Visualization Works

- **Speeds Up Complex Analysis:** AI can quickly process massive datasets, spotting correlations, anomalies, and trends that would take humans hours or days to detect.
- **Makes Data Accessible:** Not everyone is a statistician. AI translates numbers into plain language summaries and visuals, breaking down barriers for stakeholders and clients.
- **Facilitates Better Decisions:** Clear insights and interactive visuals empower faster, more confident business and research decisions.

- **Adapts to Multiple Data Types:** From spreadsheets and databases to text data and social media feeds, AI can handle diverse sources.
- **Automates Routine Tasks:** Data cleaning, sorting, and preliminary analysis can be done by AI, freeing you to focus on interpretation and strategy.

How to Set It Up

Formula:

"Analyze the following dataset on [topic]. Identify key trends, anomalies, and correlations. Summarize findings in clear language and create [type of visualization, e.g., bar charts, line graphs, heat maps]. Provide insights and recommendations based on the data."

In-Depth Examples

1. Data Analysis Example:

"Analyze the sales data from Q1 2025 for our retail stores. Identify the best-selling products, seasonal trends, and customer segments that contributed most to revenue. Highlight any unusual dips or spikes."

1. Visualization Example:

"Create a set of visualizations from the provided climate change dataset showing temperature changes over the last 50 years globally and by continent. Include line charts and heat maps with clear labels and color legends."

1. Combined Example:

"Given this customer satisfaction survey data, summarize the main pain points customers report, create pie charts for satisfaction levels by region, and suggest actionable improvements."

Enhancement Tips

- **Specify Your Audience:** Tailor summaries and visuals for executives, technical teams, or general public, adjusting complexity accordingly.
- **Request Interactive Elements:** If the platform supports it, ask AI to suggest interactive dashboards or filters for dynamic exploration.
- **Focus on Storytelling:** Ask AI to frame data within a narrative that connects with your audience emotionally and logically.
- **Ask for Comparative Analysis:** For example, year-over-year growth, competitor benchmarking, or pre/post campaign effects.
- **Use Layered Visualizations:** Combine multiple charts or graphs that complement each other for deeper insight.

Common Tools & Formats

- **Tables & Spreadsheets:** Clean, sorted data that's easy to interpret or import into other software.
- **Charts & Graphs:** Bar, line, pie, scatter plots, histograms, box plots — all visually representing

relationships and distributions.

- **Heat Maps:** Ideal for showing density, intensity, or geographic data.
- **Dashboards:** Multi-visual interactive layouts that present a full picture at a glance.
- **Written Reports:** Executive summaries that highlight key findings and recommendations.

Example Prompt in Action


Prompt:

"Analyze this dataset of 10,000 customer transactions over the last year. Identify the top 5 product categories by revenue, seasonal buying patterns, and customer demographics. Create bar charts for sales per category and line graphs for monthly trends. Summarize insights and recommend marketing strategies based on the data."

Best Practices to Maximize AI Assistance

- **Clean and Format Data First:** AI works best when given well-organized input. Preprocess your data to remove duplicates, handle missing values, and ensure consistency.
- **Provide Context:** Explain the purpose of analysis so AI can tailor insights and recommendations accordingly.
- **Iterate and Refine:** Use AI's outputs as drafts. Ask follow-up questions to dig deeper or explore alternative visualizations.

- . **Combine Human Judgment:** Use AI's analysis as a powerful tool but validate findings and consider qualitative factors.

 **Pro Tip:** Combine **Data Analysis Mode** with **Research Assistant Mode** for comprehensive insights—first gather relevant data and context, then analyze and visualize.

AI for Customer Support and Chatbots — Revolutionizing How You Connect with Customers

In the modern business landscape, **customer support is a critical pillar** for success. Customers expect quick, accurate, and empathetic responses at any hour of the day. AI-powered customer support and chatbots have emerged as game-changers, offering **24/7 availability, personalized interactions, and scalable solutions** that traditional support teams struggle to match.

AI chatbots are no longer simple scripted responders; today's models use natural language understanding, sentiment analysis, and even emotional intelligence to provide **human-like conversations** that resolve issues efficiently while enhancing customer satisfaction. Whether you run an e-commerce site, SaaS platform, or service-based business, leveraging AI for customer support can **cut costs, improve response times, and boost loyalty**.

Why AI Customer Support Works

- **Instant Response:** Customers receive immediate replies, reducing frustration and abandonment rates.
- **Scalability:** Handle thousands of simultaneous inquiries without hiring proportional human agents.
- **Consistency:** Delivers accurate, on-brand answers every time, minimizing human error.

- **Personalization:** AI can tailor responses based on user history, preferences, and behavior patterns.
- **Multilingual Support:** Break language barriers by providing help in customers' native tongues effortlessly.
- **Data Collection:** Chatbots gather valuable insights on customer pain points and preferences for continuous improvement.

How to Set It Up

Formula:

"Act as a customer support chatbot for [industry/business]. Answer user queries about [products/services], handle complaints empathetically, and provide clear instructions for troubleshooting. Escalate complex issues politely to a human agent when needed."

Detailed Examples

1. Basic Support Chatbot:

"You are a chatbot for an online bookstore. Help customers track orders, explain return policies, recommend books based on genre, and handle payment issues."

1. Technical Support Bot:

"Act as a tech support agent for a software company. Troubleshoot installation errors, guide through software features, and escalate bugs appropriately."

1. Multilingual Customer Care:

"Provide support in English and Spanish for an e-commerce platform, switching languages based on user preference."

Enhancement Tips

- **Add Empathy:** Train the chatbot to recognize frustration or anger and respond with calming, reassuring language.
- **Use Conversational Flow:** Avoid robotic, one-answer responses—design multi-turn dialogues that feel natural and engaging.
- **Implement Fallbacks:** Ensure graceful handling when the bot doesn't understand, guiding users to clarify or contact human support.
- **Incorporate FAQs and Knowledge Bases:** Keep the bot updated with the latest product info and policy changes for accurate answers.
- **Track Performance:** Regularly analyze conversation logs to identify weaknesses and optimize responses.
- **Integrate with CRM Systems:** Personalize interactions using customer profiles and previous tickets.

Example Prompt in Action

Prompt:

"You are a customer support chatbot for a mobile app that helps users track fitness goals. Help users reset passwords, explain subscription plans, troubleshoot syncing issues with

wearable devices, and offer motivational tips. If a user is very frustrated or confused, escalate to a human agent."

Common Challenges and Solutions


- **Handling Complex Queries:** AI chatbots should recognize when a problem exceeds their capabilities and smoothly transfer the conversation to a human without frustrating the user.
- **Maintaining Natural Language Understanding:** Regularly update training data to improve comprehension of slang, typos, and new jargon.
- **Avoiding Over-Automation:** Balance AI efficiency with human empathy—sometimes a real person is necessary for sensitive issues.
- **Ensuring Privacy and Security:** Handle customer data responsibly and comply with relevant regulations like GDPR or CCPA.

The Future of AI Customer Support

- **Emotionally Intelligent Bots:** Next-gen chatbots will better detect emotional states and adjust tone dynamically, making conversations more satisfying and authentic.
- **Proactive Support:** Instead of waiting for customers to ask for help, AI will predict issues based on behavior

patterns and reach out preemptively.

- **Voice-Enabled Assistants:** Integration with voice interfaces will make support hands-free and more accessible.
- **Omni-Channel Experience:** Seamlessly switching between chat, email, social media, and phone support while maintaining context and history.

 **Pro Tip:** Combine AI customer support with **Research Assistant Mode** to continuously update your knowledge base and improve response accuracy and relevance.

AI for Marketing Automation and Personalization — Crafting Perfect Customer Journeys at Scale

Marketing today is no longer about blasting generic messages and hoping for a response. It's about **delivering the right message, to the right person, at precisely the right moment**. AI-driven marketing automation and personalization have revolutionized how brands connect with customers by using data, machine learning, and predictive analytics to **create highly targeted, automated, and personalized marketing campaigns**.

By harnessing AI's power, marketers can transform vast amounts of customer data into **meaningful insights**, automate repetitive tasks, optimize campaigns in real-time, and deliver tailored experiences that drive engagement, conversions, and long-term loyalty. This technology is not just a tool — it's a **game changer** that reshapes the entire marketing funnel.

Why AI Marketing Automation and Personalization Work

- **Data-Driven Targeting:** AI analyzes customer behavior, demographics, preferences, and purchase history to segment audiences with remarkable precision, ensuring messages resonate.
- **Real-Time Optimization:** AI continuously monitors campaign performance, adjusting bids, creatives, and targeting parameters on the fly to maximize ROI.

- **Content Personalization:** From email subject lines to website content and product recommendations, AI tailors messages uniquely for each individual based on their profile and interaction history.
- **Predictive Analytics:** AI forecasts customer lifetime value, churn risk, and buying intent, allowing marketers to prioritize high-value prospects and intervene early with at-risk customers.
- **Automation of Repetitive Tasks:** Campaign scheduling, social media posting, lead nurturing sequences, and follow-up reminders are handled seamlessly, freeing marketers to focus on strategy and creativity.
- **Multi-Channel Coordination:** AI integrates efforts across email, social media, SMS, websites, and paid ads, providing a cohesive and consistent customer experience.

How to Set It Up

Formula:

"Create an automated marketing campaign for [product/service] targeting [audience segment]. Personalize content based on user behavior and preferences. Include email sequences, social media ads, and website pop-ups. Optimize for conversions and engagement."

Deep Dive Examples

1. Email Marketing Automation:

"Design a 5-email drip campaign for new subscribers of a vegan skincare brand. Tailor content based on their browsing behavior on the website and previous purchases. Use dynamic subject lines to increase open rates and recommend products they are likely to buy."

1. Personalized Web Experience:

"Generate website homepage content variations personalized by user location, device type, and past interaction history to maximize time on site and reduce bounce rates."

1. Social Media Ad Targeting:

"Create a series of Facebook ad copies and creatives for an online course platform. Segment the audience by age and career level, and tailor messages to resonate with beginners vs. advanced learners. Include call-to-actions optimized for sign-ups."

1. Cross-Channel Retargeting:

"Build a retargeting strategy that triggers personalized ads on Instagram and Google Display Network for users who abandoned their shopping carts, including tailored discount offers based on cart value."

Enhancement Tips

- . Use Behavioral Triggers:** Automate messages based on actions like cart abandonment, content downloads, or

inactivity periods.

- **Leverage AI-Powered Recommendations:**

Incorporate product or content suggestions that update dynamically as user preferences evolve.

- **Test and Iterate:** Run A/B tests on subject lines, visuals, and offers, and have AI analyze results to suggest improvements.

- **Incorporate Emotional Analytics:** Use AI to detect the emotional tone of customer interactions and adapt marketing messages accordingly.

- **Segment by Customer Journey Stage:** Tailor campaigns specifically for awareness, consideration, decision, and retention phases.

- **Ensure Privacy Compliance:** Use AI to manage consent, data anonymization, and compliance with GDPR, CCPA, and other regulations.

Example Prompt in Action

Prompt:

"Develop a fully automated marketing funnel for a subscription box service targeting busy professionals aged 25-40. Personalize email content based on engagement levels, recommend products dynamically on the website, and create social media ads tailored to different personality types using AI-driven psychographic segmentation. Monitor

campaign performance and optimize daily for maximum subscription growth."


Common Challenges and How to Overcome Them

- **Data Silos:** Integrate all customer data sources (CRM, website analytics, social media insights) for a unified view — AI thrives on comprehensive data.
- **Over-Personalization:** Avoid creepy or intrusive messaging by balancing personalization with respect for privacy and user comfort.
- **Complexity in Setup:** Start small with focused campaigns before scaling up automation and personalization complexity.
- **Keeping Content Fresh:** Use AI to generate new creatives regularly, avoiding audience fatigue.
- **Attribution Issues:** Implement robust tracking to accurately attribute conversions across multiple channels and touchpoints.

The Future of AI in Marketing Automation and Personalization

- **Hyper-Personalized Experiences:** AI will enable even finer-grained personalization by integrating real-time context like weather, local events, and social trends.
- **Voice and Visual Marketing:** AI-powered voice assistants and AR/VR will create immersive, personalized brand experiences.

- . **Predictive Customer Service:** Marketing will seamlessly integrate with AI-driven support, anticipating customer needs before they arise.
- . **Ethical AI Marketing:** Transparency and fairness will become central as brands adopt AI ethically, building trust and long-term loyalty.
- . **Collaborative Creativity:** AI will partner with human marketers not just for automation but for co-creating innovative campaigns that surprise and delight.

 **Pro Tip:** Combine this mode with **Research Assistant Mode** to continuously gather competitive intelligence, market trends, and consumer sentiment, feeding insights directly into your automated campaigns for unparalleled relevance.

AI for Sales Enablement and CRM — Powering Smarter, More Efficient Sales Processes

In today's competitive marketplace, successful sales organizations rely heavily on **intelligent tools** to optimize every step of the sales cycle. AI-powered Sales Enablement and Customer Relationship Management (CRM) systems are transforming how sales teams operate, enabling them to **identify high-potential leads, personalize outreach, and close deals faster with data-driven precision.**

From automating routine administrative tasks to providing predictive insights on customer behavior, AI integration in sales processes is no longer optional — it's essential for organizations aiming to outperform competitors and deliver exceptional customer experiences.

Why AI in Sales Enablement and CRM Works

- **Lead Scoring and Prioritization:** AI analyzes vast amounts of data to score leads based on their likelihood to convert, allowing sales reps to focus on the most promising prospects.
- **Personalized Outreach:** By leveraging customer data and interaction history, AI helps craft personalized messages that resonate with individual prospects, increasing engagement and conversion rates.
- **Sales Forecasting:** AI predicts future sales trends and revenue, assisting management in setting realistic goals

and allocating resources effectively.

- **Automated Administrative Tasks:** AI handles scheduling meetings, logging calls, updating contact records, and other repetitive tasks, freeing sales professionals to focus on selling.
- **Real-Time Sales Coaching:** Some AI tools listen in on sales calls and provide reps with live suggestions and prompts to improve their pitch and objection handling.
- **Customer Insights and Segmentation:** AI segments customers by behavior, demographics, and purchase patterns to tailor sales strategies and upsell or cross-sell opportunities.

How to Set It Up

Formula:

"Act as a sales enablement AI assistant for [industry/company]. Help identify top leads, personalize outreach emails, suggest next best actions based on customer data, and forecast sales performance. Provide coaching tips for overcoming common objections."

Detailed Examples

1. Lead Prioritization:

"Analyze our CRM data and rank leads by conversion likelihood using factors like past purchase history, engagement level, and company size. Recommend the top 10 leads for immediate follow-up."

1. Personalized Email Drafting:

"Generate personalized outreach emails for potential clients in the healthcare sector, focusing on the benefits of our software solution to streamline patient management."

1. Sales Call Coaching:

"Act as a real-time sales coach during a call role-play. Listen to my pitch and provide suggestions on tone, pacing, and responses to objections."

1. Sales Forecasting:

"Using last quarter's sales data and current pipeline status, forecast monthly sales for the next six months with confidence intervals."

Enhancement Tips

- **Integrate with Marketing Automation:** Align sales and marketing efforts by syncing AI insights across platforms for consistent messaging and seamless lead handoff.
- **Customize Scoring Models:** Tailor lead scoring algorithms to reflect unique business priorities and market conditions.
- **Leverage Behavioral Data:** Use website visits, email opens, and social media interactions to refine customer profiles and sales approaches.
- **Continuous Learning:** Ensure AI models are regularly updated with new data to maintain accuracy and relevance.
- **Enable Mobile Access:** Equip sales teams with AI tools accessible on mobile devices for real-time insights in the field.

Example Prompt in Action

Prompt:

"You are a sales enablement AI assistant for a B2B SaaS company. Analyze our CRM and email engagement data to identify the top 20 leads. Draft personalized follow-up emails that highlight the latest product updates. Suggest next best actions and provide coaching on overcoming price objections."


Common Challenges and Solutions

- **Data Quality Issues:** Inaccurate or incomplete CRM data can mislead AI insights; regular data cleaning and validation are essential.
- **User Adoption:** Sales teams may resist AI tools; demonstrate clear benefits and provide training to ease adoption.
- **Privacy and Compliance:** Handle customer data securely and comply with regulations to maintain trust.
- **Over-Reliance on AI:** Combine AI insights with human intuition and relationship-building skills for best results.

The Future of AI in Sales Enablement and CRM

- **Conversational AI Sales Assistants:** Virtual assistants that can autonomously manage routine communications and schedule demos.
- **Emotion and Sentiment Analysis:** AI tools that read emotional cues during calls and adapt strategies accordingly.
- **Hyper-Personalized Sales Experiences:** Using AI to create bespoke demos, proposals, and pricing in real time based on prospect data.
- **Predictive Customer Lifetime Value Modeling:** Identifying not just immediate sales potential but long-term account value to prioritize efforts.

- . **Cross-Platform AI Integration:** Unifying sales, marketing, and customer support AI tools for a seamless customer journey.

 **Pro Tip:** Pair Sales Enablement AI with **Expert Interview Mode** — simulate sales conversations with AI playing the role of tough customers or gatekeepers to refine your skills.

AI for Creative Content Generation — Unleashing Boundless Imagination and Productivity

Creativity is the lifeblood of compelling storytelling, marketing, art, and innovation. However, even the most talented creators face challenges such as writer's block, time constraints, and the need to continuously generate fresh ideas. AI-powered creative content generation tools have transformed how artists, writers, marketers, and creators of all kinds approach their craft by **offering endless inspiration, rapid content production, and collaborative creativity.**

AI is not here to replace human creativity but to **augment and amplify it**—acting as a muse, co-writer, brainstorming partner, and editor all in one. From generating blog posts, scripts, and poetry to crafting visuals, music, and advertising copy, AI enables creators to explore new horizons and focus more on vision and impact.

Why AI for Creative Content Generation Works

- **Idea Generation:** AI can propose diverse, novel concepts that help break creative blocks and spark innovation.
- **Speed and Volume:** Produce drafts, outlines, or full-length content quickly, meeting tight deadlines without sacrificing quality.
- **Style and Tone Flexibility:** Adapt content to various voices, moods, and formats, from formal reports to casual social media posts.
- **Collaborative Editing:** Suggest improvements, rephrase sentences, and polish drafts for clarity, flow, and engagement.
- **Cross-Media Creativity:** Generate complementary content across text, images, music, and video for multi-channel storytelling.
- **Customization:** Tailor generated content to niche audiences, brand voice, or specific project goals with precise prompts.

How to Set It Up

Formula:

"Generate creative content for [type: blog post, poem, ad copy, screenplay, song lyrics, etc.] on [topic/genre]. Use [tone/style], target [audience], and include [specific elements or themes]. Provide multiple variations for comparison."

Detailed Examples

1. Blog Post Generation:

"Write a 1000-word blog post on sustainable fashion trends for eco-conscious millennials. Use an engaging, conversational tone with data-backed insights and actionable tips."

1. Advertising Copy:

"Create 5 catchy ad slogans for a new vegan protein snack targeting fitness enthusiasts. Use energetic and motivational language."

1. Creative Writing:

"Compose a short story in the style of magical realism, centered around a mysterious clockmaker in a small town. Include vivid imagery and a twist ending."

1. Visual Content:

"Generate a concept for a digital illustration depicting futuristic urban life at night, emphasizing neon colors and dynamic movement."

1. Music and Lyrics:

"Write lyrics for an upbeat pop song about overcoming challenges and finding inner strength, suitable for a female vocalist."

Enhancement Tips

- **Iterate Rapidly:** Use AI to generate multiple drafts quickly, then refine and combine the best parts.

- **Experiment with Voices:** Ask for content in different narrative perspectives or character voices to add depth.
- **Incorporate Research:** Supplement creative prompts with factual data or quotes to increase credibility and richness.
- **Use Constraints:** Challenge AI with specific formats, word limits, rhyme schemes, or genre conventions for unique outputs.
- **Collaborate Actively:** Treat AI as a creative partner—provide feedback and request adjustments to hone the final product.
- **Balance AI and Human Input:** Combine AI-generated content with your own ideas and edits to preserve authenticity.

•

Example Prompt in Action

Prompt:

"Generate three variations of an Instagram post caption promoting a new line of eco-friendly yoga mats. Use a calm, inspiring tone and include hashtags related to mindfulness and sustainability."

Common Challenges and Solutions


- **Generic or Repetitive Content:** Provide detailed, specific prompts and request originality to avoid clichés.

- **Tone Mismatch:** Clarify desired tone and style upfront; use follow-up prompts to adjust voice.
- **Lack of Deep Context:** Supplement prompts with background information or audience insights for relevance.
- **Over-Reliance on AI:** Always inject your unique perspective and brand personality into the content.
- **Ethical Considerations:** Be mindful of originality, plagiarism risks, and cultural sensitivity when using AI-generated content.

The Future of AI in Creative Content Generation

- **Multimodal Creativity:** AI generating seamless combinations of text, images, audio, and video for immersive storytelling.
- **Adaptive Storytelling:** Interactive narratives that evolve based on user choices powered by AI.
- **Emotional AI:** Tools that understand and evoke emotional responses more effectively through creative content.
- **Collaborative Creative Networks:** Platforms where AI and creators co-develop projects, blending machine speed with human intuition.
- **AI-Assisted Original Art:** Advanced generative models enabling new art forms and styles previously

unimaginable.

 **Pro Tip:** Combine creative generation with **Teaching Mode** to understand AI's stylistic choices and learn how to improve prompts and outputs continuously.

AI for Research and Knowledge Discovery — Unlocking Insights at Unmatched Speed and Depth

In the age of information overload, finding accurate, relevant, and up-to-date knowledge can feel overwhelming. Whether you're a student, academic, professional researcher, or curious lifelong learner, AI-powered research and knowledge discovery tools transform the way you explore, analyze, and synthesize information.

These AI systems can **scan vast databases, summarize complex materials, extract key concepts, and generate actionable insights**—all in a fraction of the time it would take a human researcher. AI is becoming an indispensable partner in making sense of the modern world's massive and ever-growing knowledge landscape.

Why AI for Research and Knowledge Discovery Works

- **Massive Data Processing:** AI algorithms can rapidly parse millions of articles, papers, reports, and web pages to surface the most relevant information.

- **Contextual Understanding:** Advanced natural language processing (NLP) enables AI to comprehend nuanced topics, recognize relationships, and filter noise from meaningful content.
- **Summarization and Synthesis:** AI can condense lengthy documents into concise summaries, highlighting critical points and providing balanced overviews.
- **Trend Identification:** Detect emerging themes, research gaps, or shifts in public opinion by analyzing large-scale data over time.
- **Cross-Disciplinary Insights:** AI can connect ideas across fields, fostering innovation and new perspectives that might be missed by traditional research methods.
- **Automated Citation and Reference Management:** Simplify organizing sources and creating bibliographies with AI-powered tools.

How to Set It Up

Formula:

"Conduct comprehensive research on [topic]. Provide an overview of current knowledge, recent advancements, key debates, and significant contributors. Summarize main findings and suggest further reading."

Detailed Examples

1. Academic Literature Review:

"Summarize the latest research on renewable energy storage technologies, including battery innovations, hydrogen fuel cells, and grid integration challenges. Highlight key papers published in the last five years."

1. Market Research:

"Analyze trends in the global electric vehicle market. Identify leading companies, consumer behavior shifts, regulatory impacts, and forecast growth areas."

1. Historical Analysis:

"Provide an overview of the major causes and consequences of the Industrial Revolution, citing primary sources and contrasting scholarly interpretations."

1. Technical Whitepaper Summary:

"Summarize the main points and implications of this blockchain technology whitepaper, focusing on scalability and security features."

1. Policy Brief Preparation:

"Research recent developments in data privacy regulations worldwide. Summarize key laws, compliance requirements, and ongoing policy debates."

Enhancement Tips

- **Specify Depth and Scope:** Define whether you need a broad overview, detailed technical analysis, or beginner-friendly summaries.
- **Request Comparative Analysis:** Ask AI to contrast differing viewpoints or methodologies within the research field.
- **Ask for Source Credibility Evaluation:** Have AI assess the reliability and relevance of cited studies or data sources.
- **Incorporate Visual Aids:** Request charts, timelines, or infographics to accompany complex information.
- **Use Iterative Queries:** Follow up initial summaries with deeper questions or clarification prompts.
- **Integrate with Reference Management Software:** Export organized bibliographies compatible with tools like Zotero or EndNote.

Example Prompt in Action

Prompt:

"Research the impact of artificial intelligence on healthcare diagnostics. Summarize current technologies, clinical trial results, ethical considerations, and future

research directions. Provide citations and suggest authoritative journals for further reading."

Common Challenges and How to Overcome Them


- **Information Overload:** AI helps filter and prioritize, but users should define clear research questions to guide the process.
- **Bias and Misinformation:** Verify AI-sourced information with trusted databases and peer-reviewed sources.
- **Lack of Domain Expertise:** Complement AI findings with expert consultation when tackling highly specialized topics.
- **Keeping Current:** Regularly update research queries to capture new developments in fast-moving fields.
- **Citation Accuracy:** Double-check references generated by AI to ensure proper attribution and formatting.

The Future of AI in Research and Knowledge Discovery

- **Real-Time Collaborative Research:** AI facilitating teamwork across disciplines and geographies, enabling dynamic knowledge sharing.
- **Automated Hypothesis Generation:** AI proposing novel research questions based on gaps and trends identified in literature.
- **Semantic Search Evolution:** More intuitive search capabilities understanding intent and context deeply

rather than relying on keywords.

- **Integration with Experimental Data:** Combining AI literature review with lab results or sensor data for holistic insight.
- **Ethical AI Research Assistants:** Ensuring transparency, fairness, and responsible use in AI-powered knowledge discovery tools.

 **Pro Tip:** Combine Research Mode with **Expert Interview Mode** to simulate conversations with domain specialists, deepening your understanding and refining research angles.

AI for Productivity and Workflow Optimization — Supercharging Efficiency in Every Task

In a world where time is one of the most valuable resources, boosting productivity and streamlining workflows is crucial for individuals and organizations alike. AI-powered productivity tools and workflow automation systems are transforming how we manage tasks, collaborate, and execute projects by **reducing manual effort, minimizing errors, and accelerating decision-making.**

By intelligently organizing schedules, automating repetitive processes, and providing actionable insights, AI enables users to **focus on high-impact work** and achieve more in less time. Whether you're a solo entrepreneur, a team leader, or part of a large enterprise, leveraging AI for

productivity can lead to significant gains in efficiency, accuracy, and work-life balance.

Why AI for Productivity and Workflow Optimization Works

- **Automates Repetitive Tasks:** AI handles mundane, time-consuming duties such as data entry, email sorting, and report generation, freeing up human resources.
- **Enhances Task Management:** Intelligent scheduling, priority setting, and deadline reminders help users stay organized and on track.
- **Facilitates Collaboration:** AI tools improve communication, file sharing, and project tracking, enabling seamless teamwork across locations and time zones.
- **Improves Decision-Making:** Data-driven insights and predictive analytics guide better prioritization and resource allocation.
- **Customizes Workflows:** AI adapts automation to specific business processes, ensuring relevance and flexibility.
- **Reduces Errors and Oversights:** Automated validation and monitoring decrease the risk of costly mistakes and missed deadlines.

How to Set It Up

Formula:

"Design a productivity workflow for [team/individual role] that automates [specific tasks], prioritizes deadlines, integrates with [tools/software], and provides regular progress reports and alerts."

Detailed Examples

1. Email Management Automation:

"Set up an AI system to categorize and prioritize incoming emails for a sales team, flag urgent requests, and draft responses for common inquiries."

1. Project Task Scheduling:

"Create a project timeline automation for a product launch team, assigning tasks based on availability and dependencies, with real-time status tracking."

1. Meeting Optimization:

"Develop an AI assistant that schedules meetings considering participants' calendars, suggests optimal times, prepares agendas, and records minutes."

1. Content Publishing Pipeline:

"Automate the content approval and publishing workflow for a marketing department, including review reminders and performance analytics after publication."

1. Expense and Invoice Processing:

"Implement an AI tool to automatically scan, categorize, and process expense reports and vendor invoices, flagging anomalies for review."

Enhancement Tips

- **Integrate Multiple Tools:** Connect AI systems with calendars, communication platforms, CRMs, and file storage for unified workflows.
- **Customize Notifications:** Set preferences for alerts to avoid information overload while staying informed on critical updates.
- **Use AI-Powered Analytics:** Track productivity metrics and identify bottlenecks or inefficiencies for continuous improvement.
- **Encourage User Adoption:** Provide training and support to ensure teams utilize AI tools effectively.
- **Enable Mobile Access:** Support on-the-go productivity with AI tools accessible via smartphones and tablets.
- **Review and Refine Workflows:** Regularly assess automated processes and tweak settings to adapt to changing needs.

Example Prompt in Action

Prompt:

"Design an AI-powered workflow for a remote software development team that automates bug tracking, prioritizes

feature requests based on user impact, schedules sprint planning meetings, and generates daily progress summaries."

Common Challenges and Solutions

- **Resistance to Change:** Gradually introduce AI tools with clear demonstrations of value and ongoing support.
- **Over-Automation:** Balance automation with human oversight to maintain creativity and critical thinking.
- **Integration Complexity:** Choose AI solutions that easily connect with existing software ecosystems.
- **Data Privacy:** Ensure AI workflows comply with data protection regulations and company policies.
- **Maintaining Flexibility:** Allow manual overrides and customization to adapt to unique situations.

The Future of AI in Productivity and Workflow Optimization

- **Context-Aware Automation:** AI systems that understand task context and user intent to anticipate needs proactively.
- **Voice-Activated Workflow Management:** Hands-free control of productivity tools through conversational AI assistants.
- **Emotional and Cognitive Load Monitoring:** AI detecting stress or fatigue and adjusting task loads accordingly to prevent burnout.

- . **Hyper-Personalized Work Environments:** Adaptive interfaces and workflows tailored dynamically to individual work styles.
- . **AI-Driven Knowledge Management:** Automatically organizing and retrieving organizational knowledge to reduce redundant work.



Pro Tip: Combine Productivity AI with **Time Management Mode** to optimize daily schedules, set realistic goals, and track focus patterns for sustained high performance.

AI for Personal Development and Well-being — Empowering Your Journey to a Better You

In an increasingly fast-paced and stressful world, maintaining mental, emotional, and physical well-being is vital for long-term success and happiness. AI technologies have begun to play a transformative role in personal development and wellness by providing **customized coaching, mental health support, habit tracking, and mindfulness tools** that adapt to individual needs and lifestyles.

Whether you're aiming to build healthier habits, manage stress, improve emotional intelligence, or simply find daily motivation, AI can be your **empathetic, always-available companion**—helping you grow, reflect, and thrive.

Why AI for Personal Development and Well-being

Works

- **Personalized Coaching:** AI creates tailored growth plans based on your goals, strengths, challenges, and progress, ensuring relevant and effective guidance.
- **24/7 Availability:** Unlike traditional coaches or therapists, AI tools are accessible anytime, offering support when you need it most.
- **Data-Driven Insights:** By tracking mood, sleep, activity, and behavior, AI helps identify patterns and triggers, enabling proactive interventions.
- **Non-Judgmental Support:** AI offers a safe space for self-expression and reflection without fear of stigma or judgment.
- **Gamification and Motivation:** Reward systems, progress tracking, and challenges keep you engaged and motivated over time.
- **Integration with Wearables and Apps:** Sync with fitness trackers, meditation apps, and calendars for a holistic wellness ecosystem.

How to Set It Up

Formula:

"Act as my personal development coach. Help me set realistic goals in [area: fitness, mindfulness, productivity, emotional intelligence], track my progress, provide

motivational messages, suggest exercises or techniques, and reflect on challenges and achievements."

Detailed Examples

1. Mindfulness and Stress Reduction:

"Guide me through daily mindfulness exercises and breathing techniques. Monitor my stress levels via self-reports and suggest personalized relaxation practices."

1. Habit Formation:

"Help me build a habit of morning exercise by creating a gradual plan, sending reminders, and celebrating milestones."

1. Emotional Intelligence Improvement:

"Coach me on recognizing and managing my emotions better. Provide reflection prompts and role-play difficult conversations."

1. Goal Setting and Motivation:

"Assist me in setting quarterly career development goals. Track progress weekly and provide encouragement and practical tips to stay focused."

1. Sleep Hygiene:

"Analyze my sleep patterns based on input data and recommend adjustments to improve sleep quality."

Enhancement Tips

- **Be Honest and Consistent:** Regularly update AI with your moods, habits, and feedback for more accurate

support.

- **Use Multimodal Inputs:** Combine self-reports with data from wearables and apps for richer insights.
- **Customize Communication Style:** Choose motivational, gentle, or direct coaching tones depending on your preferences.
- **Incorporate Journaling:** Use AI to facilitate daily reflections and gratitude journaling to boost mental wellness.
- **Set Realistic Expectations:** Understand AI is a tool to support, not replace, professional help when needed.
- **Leverage Social Features:** Some AI apps offer community support or group challenges to enhance accountability.

Example Prompt in Action

Prompt:

"You are my AI wellness coach focused on emotional intelligence. Help me identify triggers for frustration, suggest calming techniques during stressful moments, guide me through weekly reflection sessions, and provide motivational quotes tailored to my progress."


Common Challenges and Solutions

- **Privacy Concerns:** Choose AI tools that prioritize data security and transparency.

- **Over-Reliance:** Balance AI support with human connection and professional guidance as necessary.
- **Motivation Fluctuations:** Use gamification and social accountability to maintain engagement.
- **One-Size-Fits-All Pitfalls:** Select AI solutions that offer customization and adaptivity.
- **Managing Expectations:** Understand personal development is a gradual process—AI helps, but persistence is key.

The Future of AI in Personal Development and Well-being

- **Emotionally Intelligent AI Coaches:** Deepening understanding of user emotions for empathetic and context-aware interactions.
- **VR and AR Wellness Experiences:** Immersive environments for meditation, therapy, and physical training guided by AI.
- **Predictive Mental Health Support:** Early detection of mood disorders or burnout through behavioral and biometric signals.
- **Integrated Life Coaching:** AI systems that combine career, health, relationships, and personal growth coaching holistically.
- **Ethical AI Wellness:** Emphasis on responsible, inclusive, and culturally sensitive AI well-being tools.

 **Pro Tip:** Combine Personal Development AI with **Expert Interview Mode** to simulate coaching conversations and deepen self-awareness.

AI for Business Strategy and Decision-Making — Driving Smarter, Data-Backed Choices

In the fast-evolving business landscape, organizations must make complex decisions quickly and accurately to stay competitive and seize opportunities. AI-powered business strategy and decision-making tools enable leaders to **analyze massive data sets, model scenarios, and uncover insights** that inform strategic planning and operational excellence.

By leveraging AI's predictive capabilities, pattern recognition, and optimization algorithms, businesses can minimize risks, identify growth avenues, and align resources effectively—turning data into a decisive competitive advantage.

Why AI for Business Strategy and Decision-Making Works

- **Data-Driven Insights:** AI processes structured and unstructured data to reveal trends, customer behaviors, and market dynamics that might be invisible to human analysis.

- **Scenario Modeling:** Simulate outcomes of different strategic choices to anticipate impacts and optimize plans.
- **Risk Assessment:** Identify potential risks in supply chains, finances, or regulatory environments proactively.
- **Resource Optimization:** Allocate budgets, personnel, and time more efficiently based on predictive analytics.
- **Competitive Intelligence:** Monitor competitors' moves, industry shifts, and emerging threats in real-time.
- **Bias Reduction:** By grounding decisions in data, AI helps minimize cognitive biases that can cloud judgment.

How to Set It Up

Formula:

"Act as a business strategy advisor for [industry/company]. Analyze current market data, financial reports, and competitor activity. Provide strategic recommendations, risk assessments, and scenario simulations to support decision-making."

Detailed Examples

1. Market Entry Strategy:

"Evaluate the potential of launching a new product in the Southeast Asian market. Analyze consumer trends, regulatory challenges, and competitor presence. Recommend go-to-market strategies."

1. Financial Forecasting:

"Predict quarterly revenue based on historical sales data, marketing spend, and economic indicators. Identify key factors affecting performance."

1. Supply Chain Risk Management:

"Analyze supplier reliability, geopolitical risks, and logistics data to recommend contingency plans for supply chain disruptions."

1. Mergers and Acquisitions:

"Assess the strategic fit and financial health of a potential acquisition target. Provide valuation estimates and integration risks."

1. Product Portfolio Optimization:

"Recommend which products to prioritize or phase out based on profitability, market demand, and customer feedback analysis."

Enhancement Tips

- **Integrate Multiple Data Sources:** Combine internal data with external market intelligence for comprehensive analysis.
- **Leverage Visualization Tools:** Use dashboards and interactive charts to make complex data accessible and actionable.
- **Collaborate Across Teams:** Align AI insights with input from marketing, finance, operations, and sales for

balanced strategies.

- **Regularly Update Models:** Refresh AI algorithms with new data to maintain accuracy and relevance.
- **Incorporate Ethical Considerations:** Evaluate the social and environmental impacts of strategic choices guided by AI.
- **Train Decision Makers:** Educate leaders on interpreting AI recommendations and balancing them with human judgment.

Example Prompt in Action

Prompt:

"You are a business strategy AI advisor for an e-commerce company. Analyze customer buying patterns, competitor pricing strategies, and seasonal demand fluctuations. Provide recommendations for inventory management and promotional campaigns for the upcoming quarter."


Common Challenges and Solutions

- **Data Quality and Availability:** Ensure accurate, clean, and timely data feeds for reliable AI outputs.
- **Over-Reliance on AI:** Combine AI insights with experienced leadership and domain knowledge.
- **Resistance to Change:** Foster a culture open to data-driven decision making through training and communication.

- **Interpretability:** Use explainable AI models to clarify how recommendations are generated.
- **Ethical and Regulatory Compliance:** Monitor AI use to ensure alignment with legal and societal standards.

The Future of AI in Business Strategy and Decision-Making

- **Augmented Executive Dashboards:** Real-time AI insights integrated into leadership decision workflows.
- **Collaborative AI-Driven Strategy Sessions:** AI facilitating brainstorming and consensus-building in executive teams.
- **Dynamic Strategy Adjustment:** AI continuously monitoring performance and external factors to suggest course corrections.
- **Sustainability and Social Responsibility Metrics:** Embedding environmental and social impact into strategic AI models.
- **AI-Powered Scenario Simulations:** Virtual environments where companies can 'test drive' strategic decisions before implementation.

 **Pro Tip:** Combine Business Strategy AI with **Scenario Planning Mode** to explore multiple futures and prepare agile responses.

AI for Customer Support and Experience — Elevating Engagement, Satisfaction, and Loyalty

Exceptional customer support and experience are essential for building strong, lasting relationships and competitive advantage. AI-powered customer support systems revolutionize how businesses interact with their customers by delivering **instant, personalized, and consistent service** across channels, 24/7.

From chatbots that handle routine inquiries to sentiment analysis that guides agents, AI enhances every touchpoint of the customer journey—helping companies **resolve issues faster, anticipate needs, and create memorable experiences** that drive loyalty and advocacy.

Why AI for Customer Support and Experience Works

- **Instant Response:** AI chatbots and virtual assistants provide immediate answers, reducing wait times and frustration.
- **Personalization:** AI uses customer data and history to tailor interactions, making customers feel valued and understood.
- **Multichannel Support:** Seamlessly integrates across chat, email, social media, and phone for consistent experiences.
- **Sentiment Analysis:** Detects customer emotions and urgency, prioritizing critical cases for human agents.

- . **Self-Service Enablement:** AI powers FAQs, knowledge bases, and troubleshooting guides, empowering customers to find solutions independently.
- . **Continuous Learning:** AI systems improve over time by learning from interactions and feedback, enhancing accuracy and effectiveness.

How to Set It Up

Formula:

"Act as a customer support AI assistant for [industry/company]. Handle common inquiries, escalate complex issues to human agents, personalize responses based on customer data, and analyze feedback to improve service quality."

Detailed Examples

1. Chatbot for E-commerce:

"Manage order status queries, returns, and product recommendations. Provide personalized discounts based on customer loyalty history."

1. Technical Support Assistant:

"Troubleshoot software installation problems by guiding users through step-by-step solutions and escalating unresolved issues to specialists."

1. Sentiment-Based Prioritization:

"Analyze incoming messages' tone and urgency. Route negative or urgent cases immediately to senior support staff."

1. Feedback Collection and Analysis:

"Send post-interaction surveys, summarize customer satisfaction scores, and highlight areas needing improvement."

1. Knowledge Base Management:

"Continuously update FAQs and help articles based on trending questions and common issues detected by AI."

Enhancement Tips

- **Train AI on Industry-Specific Language:** Use relevant jargon and terminology for better understanding and response accuracy.
- **Provide Escalation Protocols:** Define clear guidelines for when AI should hand off to human agents.
- **Regularly Review AI Interactions:** Monitor conversations to ensure quality and identify training needs.
- **Integrate CRM Data:** Use customer profiles to tailor support and anticipate needs.
- **Use Multilingual Capabilities:** Support global customers with AI that understands and responds in multiple languages.

- **Combine AI with Human Empathy:** Empower agents with AI suggestions to personalize and humanize responses.

Example Prompt in Action

Prompt:

"You are an AI customer support assistant for a telecommunications company. Handle billing inquiries, service outages, and plan upgrades. Escalate unresolved issues to supervisors and collect customer feedback after each interaction."

Common Challenges and Solutions

- **Handling Complex Issues:** Use AI to triage and route complex problems promptly to human experts.
- **Maintaining Human Touch:** Blend AI efficiency with empathetic human interaction for sensitive cases.
- **Data Privacy:** Ensure customer data is handled securely and compliantly.
- **Avoiding Miscommunication:** Regularly update AI training data to reflect evolving products and policies.
- **Managing Customer Expectations:** Clearly communicate when customers are interacting with AI versus humans.

The Future of AI in Customer Support and

Experience

- **Emotionally Intelligent AI:** Understanding customer feelings in real time to adapt tone and approach.
- **Proactive Support:** AI anticipating issues and reaching out before customers report problems.
- **Voice and Visual Support:** AI-powered voice assistants and augmented reality guides for hands-on help.
- **Unified Customer Profiles:** Integrating data across platforms for seamless, personalized experiences.
- **AI-Augmented Human Agents:** Tools that assist agents with real-time information and recommendations during calls.



Pro Tip: Combine Customer Support AI with **Sentiment Analysis Mode** to fine-tune responses and prioritize cases effectively.

AI for Marketing and Advertising — Crafting Targeted Campaigns that Convert

In today's saturated digital marketplace, capturing consumer attention and driving conversions requires marketing strategies that are not only creative but also data-driven and highly personalized. AI-powered marketing and advertising tools are revolutionizing how businesses identify audiences, create compelling content, optimize campaigns,

and measure performance—delivering **greater ROI and deeper customer connections**.

AI empowers marketers to automate tedious tasks, gain real-time insights, and dynamically adapt to changing trends and consumer behaviors, resulting in campaigns that are more effective, scalable, and agile than ever before.

Why AI for Marketing and Advertising Works

- **Audience Segmentation:** AI analyzes customer data to identify distinct segments based on demographics, behavior, preferences, and purchase history.
- **Personalized Content Creation:** Automatically generates tailored messages, visuals, and offers that resonate with each audience segment.
- **Predictive Analytics:** Forecasts customer responses, sales trends, and campaign outcomes to optimize budget allocation.
- **Programmatic Advertising:** Automates media buying in real time, targeting the right users at the right moments across channels.
- **Social Media Management:** AI tools schedule posts, engage with followers, and analyze sentiment to enhance brand presence.
- **Performance Tracking:** Provides detailed analytics dashboards measuring KPIs, conversion rates, and customer lifetime value.

How to Set It Up

Formula:

"Act as a marketing AI consultant for [business/product]. Analyze customer data, create targeted campaign strategies, generate personalized ad copy and visuals, optimize budget spend across channels, and provide ongoing performance reports."

Detailed Examples

1. Email Marketing Campaign:

"Create a segmented email campaign for a fitness app targeting beginners and advanced users separately, with personalized workout tips and subscription offers."

1. Social Media Ads:

"Design multiple Facebook ad variations for a new eco-friendly skincare line. Use different messaging for millennials and Gen Z audiences and suggest optimal posting times."

1. SEO Content Strategy:

"Analyze keyword trends in the travel industry. Generate blog post ideas and meta descriptions optimized for search engines."

1. Retargeting Ads:

"Develop retargeting ad creatives and copy for users who abandoned their shopping carts, with dynamic discount offers."

1. Brand Sentiment Analysis:

"Monitor online mentions of the brand, classify sentiment, and identify emerging customer concerns or praise points."

Enhancement Tips

- **Use Multichannel Approaches:** Combine email, social, search, and display campaigns coordinated through AI-driven platforms.
- **Test and Learn:** Implement A/B testing with AI to refine messaging, visuals, and targeting continuously.
- **Leverage Customer Journey Mapping:** Understand and personalize touchpoints from awareness to conversion.
- **Incorporate Influencer Data:** Analyze influencer performance and audience overlap to maximize partnerships.
- **Adapt to Trends Quickly:** Use real-time data to pivot campaigns based on market changes and competitor moves.
- **Focus on Ethical Advertising:** Respect user privacy and avoid manipulative tactics by adhering to best practices.

Example Prompt in Action

Prompt:

"You are an AI marketing strategist for a subscription meal kit service. Analyze subscriber data to create personalized email offers, social media ad campaigns targeting health-conscious consumers, and optimize budget allocation for maximum sign-ups."


Common Challenges and Solutions

- **Data Privacy Regulations:** Ensure compliance with GDPR, CCPA, and other laws when collecting and using customer data.
- **Content Fatigue:** Refresh creative assets regularly to maintain audience interest.
- **Attribution Complexity:** Use AI to accurately track and attribute conversions across multiple channels.
- **Bias in Targeting:** Monitor AI models to prevent unfair exclusion or stereotyping of user groups.
- **Over-Reliance on Automation:** Combine AI insights with human creativity for authentic brand messaging.

The Future of AI in Marketing and Advertising

- **Hyper-Personalized Experiences:** AI delivering ultra-tailored content and offers based on real-time context and behavior.
- **Conversational Marketing:** Chatbots and voice assistants engaging customers in interactive, personalized dialogues.

- . **Augmented Creativity:** AI tools collaborating with human creatives to generate innovative concepts and campaigns.
- . **Predictive Customer Lifetime Value:** Anticipating long-term customer worth to prioritize acquisition and retention efforts.
- . **Sustainability Marketing:** AI analyzing and communicating brands' environmental and social impact transparently.

 **Pro Tip:** Combine Marketing AI with **Sentiment Analysis Mode** and **Customer Journey Mapping** to deepen audience understanding and craft campaigns that truly resonate.

AI for Content Moderation and Safety — Protecting Communities and Ensuring Trust

As digital platforms expand and user-generated content skyrockets, maintaining safe, respectful, and compliant online environments has become a critical challenge. AI-powered content moderation tools play an essential role in **automatically detecting, filtering, and managing harmful, inappropriate, or illegal content**—helping platforms protect users, comply with regulations, and foster positive community interactions.

From flagging hate speech and misinformation to filtering spam and explicit material, AI enables scalable, real-time

moderation that supports human moderators and enhances user trust and platform integrity.

Why AI for Content Moderation and Safety Works

- **Scalability:** AI can analyze and moderate millions of posts, comments, images, and videos instantly—far beyond human capacity.
- **Real-Time Detection:** Swiftly identify harmful content to prevent its spread and mitigate potential damage.
- **Contextual Understanding:** Advanced NLP and image recognition allow AI to interpret nuanced language, sarcasm, and visual cues.
- **Consistency:** AI applies moderation policies uniformly, reducing bias and errors.
- **Support for Human Moderators:** AI filters content, prioritizes cases, and automates routine tasks to empower human teams.
- **Compliance:** Helps platforms adhere to legal requirements like COPPA, GDPR, and various content regulations worldwide.

How to Set It Up

Formula:

"Act as a content moderation AI for [platform/industry]. Detect and flag hate speech, spam, misinformation, explicit content, and other policy violations. Prioritize urgent cases for human review and provide regular safety reports."

Detailed Examples

1. Social Media Moderation:

"Scan user comments and posts for hate speech, bullying, and harassment. Automatically remove or flag inappropriate content and alert moderators."

1. Video Content Screening:

"Analyze uploaded videos for violent or explicit scenes and provide content ratings or block uploads that violate guidelines."

1. Spam and Scam Detection:

"Identify spammy messages, phishing links, and fraudulent accounts to protect users and platform reputation."

1. Misinformation Filtering:

"Detect and flag false information related to health, politics, or emergencies, directing users to verified sources."

1. Community Feedback Analysis:

"Summarize user reports and feedback about content safety issues to help prioritize platform improvements."

Enhancement Tips

- **Continuously Train AI Models:** Update with new data and emerging threats to stay effective.
- **Customize Moderation Policies:** Tailor AI filters to platform-specific rules and cultural norms.

- **Enable Transparent Appeals:** Allow users to contest AI decisions to improve trust.
- **Use Multimodal Moderation:** Combine text, image, and video analysis for comprehensive coverage.
- **Balance Automation and Human Oversight:** Use AI for volume and speed but retain humans for context-sensitive judgments.
- **Implement User Education:** Inform users about guidelines and reasons for moderation actions.

Example Prompt in Action

Prompt:

"You are a content moderation AI for a global social networking site. Monitor posts and comments for hate speech, graphic violence, and misinformation related to public health. Automatically flag violations, block harmful content, and generate weekly safety performance reports."

Common Challenges and Solutions

- **False Positives and Negatives:** Regularly refine models and incorporate human feedback to improve accuracy.
- **Cultural Sensitivity:** Adapt moderation criteria to respect diverse values and languages.

- **Privacy Concerns:** Ensure data processing complies with privacy laws and protects user rights.
- **Evolving Threats:** Stay ahead of new forms of harmful content and tactics used by bad actors.
- **Transparency:** Clearly communicate moderation policies and AI's role to users to build confidence.

The Future of AI in Content Moderation and Safety

- **Explainable AI:** Systems that clarify why content was flagged or removed to increase accountability.
- **Proactive Threat Detection:** AI identifying harmful trends or coordinated misinformation campaigns early.
- **Cross-Platform Moderation:** Sharing intelligence and moderation efforts across platforms for broader impact.
- **User-Centric Controls:** Personalized filters allowing users to customize their content experience safely.
- **Ethical AI Frameworks:** Developing standards ensuring fairness, inclusivity, and respect in automated moderation.



Pro Tip: Combine Content Moderation AI with **Sentiment Analysis Mode** and **User Behavior Analytics** to enhance context awareness and preempt potential risks.

AI for Education and Learning — Revolutionizing How We Acquire Knowledge

Education is undergoing a profound transformation as AI-powered tools reshape the way students learn, teachers

teach, and institutions operate. AI in education unlocks personalized learning experiences, automates administrative tasks, and provides deep insights into student performance, making education more effective, accessible, and engaging for learners of all ages.

From adaptive tutoring systems to intelligent content generation and assessment automation, AI empowers educators and learners to reach new heights of understanding and achievement.

Why AI for Education and Learning Works

- **Personalized Learning Paths:** AI adapts instruction to individual student strengths, weaknesses, and learning styles, promoting mastery at a comfortable pace.
- **Instant Feedback and Assessment:** Automated grading and feedback accelerate learning cycles and highlight areas needing improvement.
- **Content Generation and Enhancement:** AI creates tailored exercises, quizzes, summaries, and even entire lessons aligned with curricula.
- **Administrative Efficiency:** AI streamlines scheduling, enrollment, attendance tracking, and communication, freeing educators to focus on teaching.
- **Data-Driven Insights:** Detailed analytics help educators identify trends, predict performance, and intervene proactively.

- . **Accessibility and Inclusion:** AI tools support learners with disabilities through speech recognition, translation, and customized interfaces.

How to Set It Up

Formula:

"Act as an AI tutor for [subject/grade]. Assess student knowledge level, create personalized lesson plans, generate practice problems, provide explanations, and track progress over time."

Detailed Examples

1. Adaptive Math Tutoring:

"Provide step-by-step problem solving for algebra, adjusting difficulty based on student responses and offering hints as needed."

1. Language Learning Assistant:

"Help practice conversational Spanish by generating dialogues, correcting grammar, and expanding vocabulary with cultural notes."

1. Essay Feedback:

"Review student essays for coherence, grammar, and argument strength. Suggest improvements and provide examples."

1. Exam Preparation:

"Generate customized quizzes covering key topics in biology, with instant scoring and explanations for each question."

1. Teacher's Aid:

"Automate attendance, grade calculations, and generate reports summarizing class performance and participation."

Enhancement Tips

- **Incorporate Multimodal Learning:** Use text, audio, video, and interactive simulations to engage diverse learners.
- **Encourage Active Learning:** Design prompts that promote critical thinking, creativity, and problem-solving.
- **Use Real-World Contexts:** Relate lessons to practical applications and current events to increase relevance.
- **Facilitate Peer Learning:** Support group projects and discussions with AI moderation and resource suggestions.
- **Integrate with LMS:** Connect AI tools to Learning Management Systems for seamless workflow.
- **Ensure Cultural Sensitivity:** Adapt content to respect and reflect students' backgrounds and perspectives.

Example Prompt in Action

Prompt:

"You are an AI tutor for 10th-grade history. Assess my knowledge of World War II, provide a personalized study plan, generate practice questions, explain key events, and track my progress weekly."

Common Challenges and Solutions

- **Digital Divide:** Ensure equitable access to AI tools and reliable internet connectivity.
- **Teacher Training:** Provide educators with training to effectively incorporate AI in classrooms.
- **Student Engagement:** Combine AI with human interaction to maintain motivation and accountability.
- **Data Privacy:** Protect student data with robust security measures and transparency.
- **Bias in Content:** Regularly review AI-generated materials to avoid stereotypes or inaccuracies.

The Future of AI in Education and Learning

- **Lifelong Learning Platforms:** AI supporting continuous skill development and career transitions.
- **Immersive Learning Environments:** Virtual and augmented reality powered by AI for hands-on experiences.
- **Real-Time Language Translation:** Breaking down language barriers for global classrooms.
- **Emotional Intelligence Tutors:** AI detecting student emotions to provide empathetic and adaptive support.

- . **Collaborative AI:** Tools facilitating teacher-student and peer-to-peer collaboration enriched by AI insights.

💡 **Pro Tip:** Combine Education AI with **Personal Development Mode** to foster holistic growth including cognitive, emotional, and social skills.

AI for Creative Arts and Design — Unlocking New Frontiers of Imagination

Creativity has always been a uniquely human domain, but AI is revolutionizing the creative arts and design landscape by serving as both a powerful tool and a collaborative partner. Artists, designers, and creators now harness AI to generate novel ideas, accelerate workflows, and experiment with styles and concepts that push the boundaries of imagination.

From generating stunning visuals and music compositions to crafting compelling stories and interactive experiences, AI enhances creative expression, making art and design more accessible and dynamic.

Why AI for Creative Arts and Design Works

- . **Idea Generation:** AI offers fresh inspiration by producing countless variations, styles, and concepts in moments.
- . **Automation of Repetitive Tasks:** Streamlines workflows by handling tedious activities like coloring, layout adjustments, and pattern creation.

- **Style Transfer and Enhancement:** Applies artistic styles to images or videos, enabling creators to blend genres effortlessly.
- **Collaborative Creation:** AI partners with humans in co-creating art, suggesting improvements or new directions.
- **Customization at Scale:** Tailors creative outputs to target audiences or specific project needs quickly.
- **Learning and Adaptation:** AI models evolve by learning from user feedback and trending art movements.

How to Set It Up

Formula:

"Act as an AI creative assistant for [art form/design project]. Generate original concepts, suggest color schemes, create drafts, and provide feedback to refine the work based on style preferences and target audience."

Detailed Examples

1. Digital Painting and Illustration:

"Create character designs for a fantasy game, experimenting with different color palettes and textures. Provide multiple style options inspired by classic and modern art."

1. Music Composition:

"Generate background scores for a short film, mixing genres like jazz and electronic, and adapting tempo to match mood shifts."

1. Graphic Design:

"Design a series of social media posts for a fashion brand, incorporating brand colors, typography, and trendy visual elements."

1. Creative Writing:

"Write story prompts or develop plot outlines for a sci-fi novel, incorporating thematic elements of technology and humanity."

1. Animation and Video Effects:

"Produce concept storyboards for an animated series and suggest visual effects to enhance emotional impact."

Enhancement Tips

- **Experiment Freely:** Use AI-generated variations as a springboard for creativity, not a final product.
- **Blend Human and AI Strengths:** Combine intuitive human judgment with AI's speed and data-driven insights.
- **Iterate Often:** Refine AI outputs through multiple feedback cycles to align with your vision.
- **Use Style References:** Provide AI with specific art styles, artists, or eras as inspiration.
- **Leverage AI for Accessibility:** Enable individuals with limited technical skills to produce high-quality creative work.

- **Stay Ethical:** Respect intellectual property rights and avoid plagiarism when using AI-generated content.

Example Prompt in Action

Prompt:

"You are an AI creative assistant for a graphic novel project. Generate character sketches, suggest mood boards with color schemes and lighting, and draft dialogue snippets that fit a dystopian sci-fi theme."


Common Challenges and Solutions

- **Creative Authenticity:** Use AI as a tool to augment, not replace, your unique creative voice.
- **Technical Limitations:** Combine AI with traditional tools to overcome current technology constraints.
- **Bias in Training Data:** Be aware of cultural or stylistic biases present in AI models and adjust accordingly.
- **Over-Reliance:** Maintain balance between automation and human craftsmanship.
- **Copyright Concerns:** Verify originality and attribute sources properly when incorporating AI outputs.

The Future of AI in Creative Arts and Design

- **Real-Time Creative Collaboration:** AI enabling live co-creation with artists in virtual studios.

- . **Multi-Sensory Art Experiences:** Integrating AI with AR/VR to create immersive interactive installations.
- . **Adaptive Artworks:** Pieces that change based on viewer interaction or environmental factors powered by AI.
- . **AI-Driven Art Critique:** Intelligent tools providing constructive feedback and learning resources.
- . **Democratization of Creativity:** Lowering barriers for emerging artists globally through AI-assisted platforms.

 **Pro Tip:** Combine Creative Arts AI with **Expert Interview Mode** to simulate brainstorming sessions with legendary artists or designers.

AI for Healthcare and Medicine — Transforming Diagnosis, Treatment, and Patient Care

Artificial intelligence is revolutionizing healthcare by enhancing every facet of medical practice—from disease diagnosis and drug discovery to personalized treatment plans and patient monitoring. AI empowers healthcare professionals to deliver more accurate, timely, and efficient care, improving patient outcomes and expanding access to medical services worldwide.

By harnessing vast amounts of medical data, advanced imaging, and predictive analytics, AI systems support clinicians with insights that would be impossible to gather manually, making healthcare smarter, safer, and more proactive.

Why AI for Healthcare and Medicine Works

- **Enhanced Diagnostics:** AI analyzes medical images, lab results, and patient history to detect diseases earlier and with greater accuracy.
- **Personalized Treatment:** Machine learning models recommend tailored therapies based on individual genetics, lifestyle, and treatment responses.
- **Predictive Analytics:** AI forecasts disease progression, hospital readmissions, and patient risks to enable preventive care.

- **Operational Efficiency:** Automates administrative tasks like scheduling, documentation, and billing, allowing clinicians to focus on care.
- **Remote Monitoring:** AI-powered wearable devices track vital signs and alert providers to concerning changes in real time.
- **Drug Discovery and Research:** Accelerates identification of potential drug candidates and optimizes clinical trials.

How to Set It Up

Formula:

"Act as a medical AI assistant. Analyze patient symptoms, medical history, and diagnostic tests. Provide possible diagnoses, suggest treatment options, and recommend monitoring protocols while emphasizing evidence-based medicine."

Detailed Examples

1. Radiology Image Analysis:

"Interpret chest X-rays to identify signs of pneumonia, lung nodules, or fractures, providing confidence scores and differential diagnoses."

1. Chronic Disease Management:

"Monitor diabetes patients' glucose levels and lifestyle data, recommend diet and medication adjustments, and predict risk of complications."

1. Symptom Checker:

"Assess patient-reported symptoms and flag urgent cases needing immediate medical attention."

1. Clinical Decision Support:

"Assist oncologists in selecting chemotherapy regimens based on tumor genetics and patient tolerance."

1. Mental Health Monitoring:

"Analyze patient speech and behavior patterns to detect signs of depression or anxiety, suggesting interventions."

Enhancement Tips

- **Ensure Data Privacy and Security:** Follow HIPAA, GDPR, and local regulations rigorously to protect sensitive health information.
- **Integrate with Electronic Health Records (EHR):** Seamless data exchange improves accuracy and workflow efficiency.
- **Maintain Human Oversight:** AI supports but does not replace clinicians; final decisions rest with qualified professionals.
- **Train on Diverse Data:** Use datasets representing varied populations to avoid biases in diagnosis and treatment.
- **Update Continuously:** Keep AI models current with latest medical research and clinical guidelines.

- **Educate Patients:** Use AI to enhance patient understanding and engagement with their care plans.

Example Prompt in Action

Prompt:

"You are a medical AI assistant. A patient reports persistent cough and fatigue. Analyze their history and recent lab tests. Suggest possible diagnoses, recommend further tests, and outline potential treatment options."


Common Challenges and Solutions

- **Ethical Concerns:** Maintain transparency about AI limitations and ensure informed consent.
- **Data Quality:** Validate and curate medical data to prevent errors.
- **Integration Barriers:** Collaborate with healthcare IT teams to embed AI tools smoothly.
- **Bias Mitigation:** Continuously monitor and correct for disparities in AI recommendations.
- **Patient Trust:** Communicate AI's role clearly to build confidence in technology-assisted care.

The Future of AI in Healthcare and Medicine

- **Precision Medicine:** AI enabling treatments customized at the genetic and molecular level.

- . **Telemedicine Expansion:** AI-powered remote diagnostics and virtual consultations becoming standard.
- . **Robotic Surgery:** AI-guided robots performing minimally invasive procedures with high precision.
- . **Population Health Management:** Predictive models guiding public health interventions and resource allocation.
- . **AI in Medical Education:** Training clinicians with AI-driven simulations and decision-making aids.

 **Pro Tip:** Combine Healthcare AI with **Scenario Planning Mode** to simulate patient outcomes under different treatment strategies.

AI for Finance and Investment — Powering Smarter, Faster Financial Decisions

The finance and investment sectors have been revolutionized by AI's ability to analyze vast amounts of market data, identify patterns, and predict trends with remarkable speed and accuracy. AI-driven financial tools empower professionals and individuals alike to make better-informed decisions, optimize portfolios, detect fraud, and manage risks more effectively.

By automating routine processes and providing deep insights, AI is reshaping financial services—making them more efficient, transparent, and accessible.

Why AI for Finance and Investment Works

- **Market Prediction:** AI analyzes historical and real-time data to forecast stock prices, currency movements, and economic indicators.
- **Portfolio Optimization:** Algorithms balance risk and return based on investor preferences and market conditions.
- **Fraud Detection:** AI identifies suspicious transactions and unusual behavior to prevent financial crimes.
- **Automated Trading:** Executes trades at high speed and precision based on predefined strategies.
- **Risk Management:** Evaluates credit risk, liquidity, and operational risks using predictive models.

- . **Personalized Financial Advice:** AI chatbots and robo-advisors offer tailored investment recommendations.

How to Set It Up

Formula:

"Act as a financial AI advisor. Analyze market trends, portfolio data, and economic reports. Provide investment strategies, risk assessments, and fraud alerts tailored to client profiles."

Detailed Examples

1. Stock Market Analysis:

"Evaluate current stock market conditions and predict the best-performing sectors for the next quarter."

1. Credit Scoring:

"Assess the creditworthiness of loan applicants based on financial history and behavioral data."

1. Algorithmic Trading:

"Implement an AI-driven trading bot that executes buy/sell orders based on momentum and sentiment indicators."

1. Fraud Prevention:

"Monitor credit card transactions in real time to detect and flag potentially fraudulent activities."

1. Retirement Planning:

"Generate personalized retirement saving plans factoring in age, income, and risk tolerance."

Enhancement Tips

- **Incorporate Diverse Data Sources:** Combine market data, news sentiment, and macroeconomic indicators.
- **Use Explainable AI:** Ensure transparency in decision-making to build trust with clients and regulators.
- **Regularly Update Models:** Adapt to changing market conditions and new financial products.
- **Integrate Human Expertise:** Blend AI insights with financial advisors' judgment for balanced strategies.

- **Ensure Regulatory Compliance:** Align AI use with financial laws and ethical standards.
- **Educate Users:** Provide clear explanations and guidance on AI-generated recommendations.

Example Prompt in Action

Prompt:


"You are a financial AI advisor. Analyze a client's diversified portfolio and recent market trends. Suggest rebalancing strategies to maximize returns while minimizing risk."

Common Challenges and Solutions

- **Market Volatility:** Use robust models that can handle sudden market shifts.
- **Data Privacy:** Protect sensitive financial data with stringent security measures.
- **Bias in Credit Scoring:** Continuously monitor and correct for unfair bias against certain groups.
- **Overfitting Models:** Avoid overly complex algorithms that fail to generalize to new data.
- **Ethical Concerns:** Prevent manipulative trading practices and ensure fair advice.

The Future of AI in Finance and Investment

- **AI-Driven Financial Planning:** Seamlessly integrated tools offering holistic wealth management.
- **Decentralized Finance (DeFi):** AI optimizing blockchain-based financial products and smart contracts.
- **Enhanced Fraud Detection:** Real-time, adaptive systems combating evolving threats.
- **Sustainable Investing:** AI analyzing environmental, social, and governance (ESG) factors.
- **Quantum Computing Integration:** Potential breakthroughs in complex financial modeling and simulations.

 **Pro Tip:** Combine Finance AI with **Scenario Simulation Mode** to test investment strategies under different economic conditions.

AI for Human Resources and Recruitment — Streamlining Talent Acquisition and Workforce Management

In today's competitive job market, finding and retaining the right talent is a critical challenge for organizations. AI-powered HR and recruitment tools revolutionize the hiring process by automating candidate sourcing, screening, and onboarding, while enhancing employee engagement and performance management.

By leveraging AI, HR teams can make data-driven decisions, reduce biases, and improve overall workforce productivity and satisfaction.

Why AI for Human Resources and Recruitment Works

- **Efficient Candidate Sourcing:** AI scans resumes, social profiles, and job boards to identify the best-fit candidates quickly.
- **Automated Screening:** Natural language processing (NLP) filters applications based on skills, experience, and cultural fit.
- **Bias Reduction:** AI models help minimize unconscious bias by focusing on objective criteria.
- **Predictive Analytics:** Forecast employee performance, turnover risk, and hiring needs.
- **Personalized Onboarding:** Tailors training and orientation based on role and individual learning styles.
- **Employee Engagement:** AI-powered surveys and chatbots gather feedback and provide support in real time.

How to Set It Up

Formula:

"Act as an AI recruitment specialist. Analyze job descriptions, candidate profiles, and company culture."

Recommend top candidates, predict fit and performance, and support onboarding and employee development."

Detailed Examples

1. Resume Screening:

"Scan 1,000+ applications for a software engineer role. Shortlist candidates based on required skills and experience."

1. Interview Scheduling:

"Automate candidate interview coordination and reminders, optimizing for availability."

1. Employee Sentiment Analysis:

"Analyze employee feedback from surveys and chat logs to identify morale issues and areas for improvement."

1. Performance Prediction:

"Predict which employees are likely to excel in leadership roles based on past performance data and assessments."

1. Onboarding Assistance:

"Provide new hires with customized training schedules, FAQs, and ongoing support through AI chatbots."

Enhancement Tips

- **Use Diverse Data Sources:** Include social media, past job performance, and peer feedback for holistic evaluation.
- **Continuously Update Models:** Incorporate new hiring trends and feedback to improve accuracy.

- **Ensure Transparency:** Explain AI decisions to candidates and employees to build trust.
- **Combine AI with Human Judgment:** Use AI recommendations to support, not replace, HR professionals.
- **Respect Privacy:** Handle personal data securely and comply with labor laws.
- **Foster Inclusion:** Monitor AI outputs to prevent discrimination and promote diversity.

Example Prompt in Action

Prompt:

"You are an AI recruitment assistant. Analyze applications for a marketing manager position. Shortlist candidates, assess cultural fit, and recommend interview questions tailored to each applicant."


Common Challenges and Solutions

- **Algorithmic Bias:** Regularly audit AI models to identify and correct biases.
- **Candidate Experience:** Maintain personal communication and transparency alongside automation.
- **Data Privacy Compliance:** Implement strict data governance and consent management.

- **Integration with HR Systems:** Ensure smooth compatibility with existing HR software.
- **Change Management:** Train HR teams to leverage AI effectively and embrace new workflows.

The Future of AI in Human Resources and Recruitment

- **AI-Powered Career Pathing:** Personalized development plans guiding employee growth and retention.
- **Virtual Reality Interviews:** Immersive environments assessing candidate skills and personality.
- **Continuous Feedback Loops:** Real-time performance and engagement monitoring with AI insights.
- **Global Talent Sourcing:** AI identifying and matching talent worldwide with remote work facilitation.
- **Emotional Intelligence AI:** Tools measuring and enhancing workplace emotional dynamics.

 **Pro Tip:** Combine HR AI with **Scenario Planning Mode** to forecast workforce needs and design optimal hiring strategies.

AI for Legal and Compliance — Enhancing Accuracy, Efficiency, and Risk Management

The legal and compliance sectors are increasingly adopting AI to streamline document review, contract analysis, regulatory compliance, and risk assessment. AI-powered tools help legal professionals handle large volumes of complex information, reduce errors, and accelerate decision-making—enabling organizations to navigate evolving legal landscapes with confidence.

By automating routine tasks and providing actionable insights, AI supports better risk mitigation and compliance adherence.

Why AI for Legal and Compliance Works

- **Contract Analysis:** AI rapidly reviews contracts for key clauses, inconsistencies, and potential risks.
- **Document Review:** Speeds up discovery processes by identifying relevant documents and extracting critical information.
- **Regulatory Monitoring:** Tracks changes in laws and regulations, alerting stakeholders to compliance requirements.
- **Risk Assessment:** Evaluates business activities and transactions for legal and regulatory risks.
- **Legal Research:** Provides quick access to case law, statutes, and precedents tailored to specific queries.

- . **Automation of Routine Tasks:** Streamlines document generation, filing, and reporting workflows.

How to Set It Up

Formula:

"Act as a legal AI assistant. Analyze contracts, review legal documents, monitor regulatory updates, and assess compliance risks. Provide summaries, flag issues, and suggest corrective actions."

Detailed Examples

1. Contract Review:

"Scan vendor agreements to identify unfavorable terms, renewal clauses, and liability issues."

1. Discovery Process:

"Automate identification and categorization of relevant documents for litigation cases."

1. Compliance Alerts:

"Monitor GDPR updates and notify the legal team of new requirements impacting data handling."

1. Risk Analysis:

"Evaluate mergers and acquisitions for antitrust risks and regulatory compliance."

1. Legal Research Assistance:

"Retrieve relevant case law and precedents related to intellectual property disputes."

Enhancement Tips

- **Customize for Jurisdiction:** Tailor AI models to specific countries and legal systems.
- **Keep Data Secure:** Maintain strict confidentiality and encryption of sensitive documents.
- **Involve Legal Experts:** Validate AI outputs through human legal review to ensure accuracy.
- **Stay Updated:** Continuously feed AI with new laws and regulations for relevance.
- **Implement Audit Trails:** Maintain logs of AI decisions for accountability and compliance.
- **Provide Clear Explanations:** Help users understand AI findings and recommendations.

Example Prompt in Action

Prompt:

"You are a legal AI assistant. Review a set of employment contracts for compliance with labor laws and flag any potentially problematic clauses or missing terms."


Common Challenges and Solutions

- **Complex Legal Language:** Use NLP models trained on legal texts to improve comprehension.
- **Regulatory Changes:** Automate real-time updates and impact analysis.

- **Data Sensitivity:** Employ robust cybersecurity measures.
- **Integration with Case Management:** Ensure compatibility with existing legal software.
- **Human-AI Collaboration:** Define workflows balancing AI efficiency and expert judgment.

The Future of AI in Legal and Compliance

- **Predictive Legal Analytics:** Forecast case outcomes and litigation risks using historical data.
- **Automated Contract Lifecycle Management:** Full automation from drafting to renewal and compliance tracking.
- **AI-Driven Due Diligence:** Accelerated and more thorough review processes during transactions.
- **RegTech Innovations:** AI tools specifically designed to streamline regulatory compliance.
- **Ethical AI Use Frameworks:** Developing standards ensuring fairness and transparency in legal AI applications.

 **Pro Tip:** Combine Legal AI with **Scenario Simulation Mode** to test the impact of different compliance strategies before implementation.

Category 1 — Productivity & Workflows (Prompts #1-50)

Prompt 1: To-Do List Prioritization

Prompt:

"Help me create a prioritized to-do list for today, balancing urgent tasks with important but non-urgent ones."

What to Expect:

A well-organized list sorted by priority, with clear labels for urgent and important tasks, helping you focus on what truly matters.

Example:

- Urgent & Important: Submit project report by 5 PM
- Important but Not Urgent: Research ideas for next quarter's marketing plan
- Urgent but Less Important: Reply to client emails
- Neither Urgent nor Important: Organize desk

Prompt 2: Daily Schedule Planner

Prompt:

"Create a detailed daily schedule for me, including focused work blocks, breaks, and meetings from 9 AM to 5 PM."

What to Expect:

A time-blocked agenda that balances productivity and rest, optimizing concentration and energy levels throughout the day.

Example:

- 9:00–10:30 AM: Focused work – Draft quarterly report
 - 10:30–10:45 AM: Break – Stretch and walk
 - 10:45–12:00 PM: Team meeting
 - 12:00–1:00 PM: Lunch
 - 1:00–3:00 PM: Creative brainstorming
 - 3:00–3:15 PM: Break
 - 3:15–5:00 PM: Email follow-up and admin tasks
-

Prompt 3: Email Drafting Assistant**Prompt:**

"Draft a professional email to follow up with a client about the status of their order and request confirmation."

What to Expect:

A polite, clear, and concise email template that you can customize and send immediately, saving you time on communication.

Example:

Subject: Follow-up on Your Order Status

Dear [Client Name],

I hope this message finds you well. I wanted to check in regarding your recent order [Order Number] and kindly request your confirmation on the delivery timeline. Please let me know if you need any assistance.

Best regards,

[Your Name]

Prompt 4: Meeting Summary Generator

Prompt:

"Summarize the key points and action items from this meeting transcript."

What to Expect:

A concise summary highlighting decisions made, assigned tasks, and deadlines to ensure everyone stays on the same page.

Example:

- Decided to launch the new campaign by June 1
- Sarah will design marketing materials by May 15
- Next check-in meeting scheduled for May 20

Prompt 5: Task Automation Ideas

Prompt:

"Suggest ways to automate repetitive tasks in my workday to save time and reduce errors."

What to Expect:

Practical automation suggestions using tools like email filters, calendar integrations, AI-powered assistants, and workflow software.

Example:

- Use email rules to sort and label incoming messages automatically
- Schedule social media posts with automation tools like Buffer or Hootsuite

- Use Zapier to connect apps and automate data entry between platforms

Prompt 6: Focus and Time Management Techniques

Prompt:

"Recommend time management techniques to improve my focus and reduce procrastination."

What to Expect:

Descriptions of proven methods like Pomodoro, time blocking, and batching tasks, with advice on how to implement them.

Example:

- Pomodoro Technique: Work for 25 minutes, then take a 5-minute break
- Time Blocking: Allocate specific blocks for different tasks in your calendar
- Task Batching: Group similar tasks together to minimize context switching

Prompt 7: Morning Routine Planner

Prompt:

"Help me create a morning routine that boosts productivity and mental clarity before work."

What to Expect:

A step-by-step routine incorporating habits such as exercise, meditation, planning, and healthy breakfast suggestions.

Example:

- 6:30 AM: Wake up and hydrate
- 6:40 AM: 10-minute meditation
- 6:50 AM: Quick workout/stretching
- 7:10 AM: Healthy breakfast
- 7:30 AM: Review daily goals and schedule

Prompt 8: Project Milestone Tracker**Prompt:**

"Outline the key milestones and deadlines for completing a website redesign project in three months."

What to Expect:

A detailed timeline with phases, deliverables, and checkpoints to monitor progress effectively.

Example:

- Month 1: Research and wireframing
- Month 2: Design and initial development
- Month 3: Testing, revisions, and launch

Prompt 9: Meeting Agenda Creator**Prompt:**

"Create an agenda for a 1-hour team meeting focused on project updates and next steps."

What to Expect:

A clear agenda with timed sections to keep the meeting productive and on track.

Example:

- 0–10 min: Welcome and review of last meeting's action items
- 10–30 min: Project updates from team members
- 30–50 min: Discussion of challenges and brainstorming solutions
- 50–60 min: Assign tasks and schedule next meeting

Prompt 10: Email Follow-up Sequence**Prompt:**

"Write a sequence of three follow-up emails to send to a prospective client who hasn't responded to my initial outreach."

What to Expect:

Professional, polite email templates with varied tones and calls to action, spaced appropriately for effective follow-up.

Example:

- Email 1 (Day 3): Gentle reminder and value recap
- Email 2 (Day 7): Offer to answer questions or schedule a call
- Email 3 (Day 14): Final check-in with a limited-time offer

Prompt 11: Weekly Review Planner**Prompt:**

"Help me design a weekly review process to reflect on accomplishments, challenges, and plan next week's"

priorities."

What to Expect:

A structured framework for reflecting on past work, identifying lessons learned, and setting clear priorities for the upcoming week.

Example:

- Review completed tasks and successes
- Identify obstacles and lessons learned
- Update project statuses
- Set top 3 goals for next week

Prompt 12: Meeting Preparation Checklist

Prompt:

"Create a checklist to prepare effectively for an important client meeting."

What to Expect:

A detailed list of items to review, questions to prepare, materials to bring, and follow-up actions to plan.

Example:

- Review client's background and previous interactions
- Prepare presentation slides
- List key discussion points and objectives
- Confirm meeting time and platform
- Plan follow-up email

Prompt 13: Email Subject Line Generator

Prompt:

"Generate 5 catchy and professional email subject lines for a product launch announcement."

What to Expect:

Attention-grabbing subject lines tailored to increase open rates and engagement.

Example:

- "Introducing Our Game-Changing New Product!"
- "Be the First to Experience Innovation - Launch Inside"
- "Your Exclusive Look at Our Latest Release"
- "Unlock New Possibilities with Our New Product"
- "Don't Miss Out: Launching Something Special Today"

Prompt 14: Task Delegation Assistant**Prompt:**

"Help me delegate tasks efficiently within my team based on members' strengths and availability."

What to Expect:

Recommendations for assigning tasks to the best-suited team members while balancing workloads.

Example:

- Assign design work to Lisa (graphic designer)
- Give data analysis to Mark (analyst)
- Schedule follow-up calls to Sarah (customer relations)
- Monitor overall progress and offer support where needed

Prompt 15: Focus Booster Technique

Prompt:

"Suggest techniques to boost focus during long, monotonous tasks."

What to Expect:

Practical tips to maintain concentration, such as environmental adjustments, mental exercises, and break strategies.

Example:

- Use background instrumental music to reduce distractions
- Take 5-minute stretching breaks every 30 minutes
- Break tasks into smaller chunks with mini-deadlines
- Use apps like Forest to gamify focus

Prompt 16: Meeting Follow-up Email**Prompt:**

"Write a follow-up email thanking participants and summarizing action items after a project kickoff meeting."

What to Expect:

A courteous, clear email reinforcing commitments and next steps.

Example:

Subject: Thank You for a Successful Project Kickoff

Dear Team,

Thank you for your participation in today's kickoff meeting.
Here's a summary of our action items:

- John to finalize the project plan by Friday
- Maria to begin market research next week
- Team to submit weekly progress updates every Monday

Looking forward to our collaboration.

Best regards,

[Your Name]

Prompt 17: Goal Setting Framework

Prompt:

"Help me set SMART goals for improving my team's customer service response time."

What to Expect:

Clear, actionable goals that are Specific, Measurable, Achievable, Relevant, and Time-bound.

Example:

- Reduce average response time from 24 to 12 hours by the end of Q2
- Train customer service reps on new software by March 31
- Implement a ticket prioritization system by May 15

Prompt 18: Time Tracking Setup

Prompt:

"Advise me on setting up an effective time tracking system for my remote team."

What to Expect:

Recommendations for tools, protocols, and best practices to monitor work hours and productivity without micromanagement.

Example:

- Use Toggl or Clockify for simple time logging
- Establish weekly check-ins for progress reviews
- Encourage self-reporting with daily summaries
- Respect privacy by tracking tasks, not screen time

Prompt 19: Workflow Mapping**Prompt:**

"Help me map out the workflow for onboarding new employees in my company."

What to Expect:

A step-by-step process outlining all phases from job offer acceptance to full integration.

Example:

- Send welcome email and paperwork
- Schedule orientation and training sessions
- Assign mentor/buddy
- Set initial performance goals and check-ins
- Provide access to necessary tools and systems

Prompt 20: Distraction Management Tips**Prompt:**

"Suggest practical strategies to minimize distractions while working from home."

What to Expect:

Actionable advice addressing common distractions with solutions tailored for remote work environments.

Example:

- Create a dedicated workspace free from household noise
- Use noise-canceling headphones or white noise
- Set “do not disturb” hours for family members
- Use website blockers during focus periods

Prompt 21: Automated Meeting Reminder

Prompt:

"Create an automated meeting reminder email to send to participants 24 hours before a scheduled meeting."

What to Expect:

A polite, concise reminder template that confirms time, agenda, and any preparation needed.

Example:

Subject: Reminder: Upcoming Meeting Scheduled for Tomorrow

Dear Team,

This is a friendly reminder about our meeting scheduled for [Date & Time]. Please review the agenda attached and come prepared with updates on your tasks.

Looking forward to a productive session!

Best,

[Your Name]

Prompt 22: Daily Focus Journal Template

Prompt:

"Generate a daily journal template to help me track focus, achievements, and distractions."

What to Expect:

A structured journaling format encouraging reflection and self-awareness to boost productivity.

Example:

- What are my top 3 priorities today?
- What distractions did I face?
- What did I accomplish?
- How can I improve tomorrow?

Prompt 23: Email Inbox Zero Strategy

Prompt:

"Suggest a step-by-step strategy to achieve and maintain inbox zero."

What to Expect:

A practical method to manage emails efficiently by sorting, responding, delegating, or archiving messages.

Example:

- Set aside 30 minutes daily for inbox cleaning

- Create folders and filters for automatic sorting
- Use quick replies or templates for common responses
- Unsubscribe from unnecessary newsletters

Prompt 24: Weekly Task Breakdown

Prompt:

"Help me break down a large project into weekly tasks to complete it in two months."

What to Expect:

A clear task timeline with manageable weekly goals aligned to overall deadlines.

Example:

- Week 1-2: Research and initial planning
- Week 3-4: Design and prototype development
- Week 5-6: Testing and feedback incorporation
- Week 7-8: Final revisions and launch preparations

Prompt 25: Meeting Icebreaker Ideas

Prompt:

"Provide creative icebreaker questions or activities for virtual team meetings."

What to Expect:

Engaging and inclusive prompts to help teams connect and foster collaboration before formal discussions.

Example:

- “What’s one fun fact about yourself?”
- “If you could have any superpower, what would it be and why?”
- Quick ‘show and tell’ with something from your desk

Prompt 26: Delegation Follow-Up Template

Prompt:

"Write a polite follow-up email to check progress on delegated tasks."

What to Expect:

A respectful message that encourages accountability without sounding pushy.

Example:

Subject: Quick Check-In on Task Progress

Hi [Name],

I hope you’re doing well. Just checking in to see how things are going with [Task]. Let me know if you need any support or resources.

Thanks,

[Your Name]

Prompt 27: Time Blocking Calendar Setup

Prompt:

"Help me set up a time-blocking calendar for deep work, meetings, and breaks throughout the week."

What to Expect:

A detailed weekly calendar template balancing focused work periods, collaboration, and rest.

Example:

- Monday, Wednesday, Friday mornings: Deep work (9 AM – 12 PM)
- Tuesday and Thursday afternoons: Meetings (1 PM – 4 PM)
- Daily breaks: 10:30 AM, 3:00 PM

Prompt 28: End-of-Day Reflection

Prompt:

"Create an end-of-day reflection prompt to assess productivity and plan for tomorrow."

What to Expect:

Questions that encourage mindful review of accomplishments and challenges to foster continuous improvement.

Example:

- What did I complete today?
- What obstacles did I face?
- What will I focus on tomorrow?
- How do I feel about today's progress?

Prompt 29: Email Template for Meeting

Rescheduling

Prompt:

"Write a polite email to reschedule a meeting due to an unexpected conflict."

What to Expect:

A courteous and professional message offering alternative dates and apologizing for inconvenience.

Example:

Subject: Request to Reschedule Meeting

Dear [Name],

Due to an unforeseen scheduling conflict, I kindly request to reschedule our meeting originally set for [Date & Time]. Could we move it to [Alternative Dates]? Please let me know what works best for you.

Thank you for your understanding.

Best regards,

[Your Name]

Prompt 30: Task Progress Update Request**Prompt:**

"Compose a brief message asking a team member for a status update on their assigned task."

What to Expect:

A friendly yet direct message to keep projects on track without pressure.

Example:

Hi [Name],

Just checking in to see how you're progressing on [Task]. Please let me know if you need any help or if there's anything

blocking your work.

Thanks!

Prompt 31: Meeting Minutes Template

Prompt:

"Generate a template for recording meeting minutes that includes attendance, agenda points, decisions, and action items."

What to Expect:

A clear and organized template to capture all essential meeting details efficiently.

Example:

- Meeting Date & Time
- Attendees
- Agenda Items Discussed
- Key Decisions Made
- Action Items & Responsible Persons
- Next Meeting Date

Prompt 32: Email Polishing Assistant

Prompt:

"Improve the tone and clarity of this draft email for a client update."

What to Expect:

A professionally refined version of your email, making it more concise and polished while maintaining your message.

Example:

Original: "I just want to update you about the project, and we are working on it."

Improved: "I'd like to provide you with an update on the project's progress, which is currently underway."

Prompt 33: Daily Priorities Reminder**Prompt:**

"Create a short morning reminder message listing my top three priorities for the day."

What to Expect:

A motivational and focused reminder that helps you start the day with clear goals.

Example:

Good morning! Today's top priorities:

1. Finalize the client presentation
2. Review team reports
3. Schedule next week's marketing campaign

Prompt 34: Email Response Templates**Prompt:**

"Provide 3 polite templates for responding to customer inquiries about product availability."

What to Expect:

Ready-to-use email responses that convey professionalism and helpfulness.

Example:

- “Thank you for your interest! The product is currently in stock and available for immediate shipping.”
- “We appreciate your inquiry. Unfortunately, the product is temporarily out of stock but expected back next week.”
- “Thank you for reaching out. Could you please specify the product model so I can provide accurate availability information?”

Prompt 35: Break Reminder Message**Prompt:**

"Write a friendly message to remind me to take regular breaks during work hours."

What to Expect:

A gentle and encouraging reminder that helps prevent burnout and maintain productivity.

Example:

Hey! Don't forget to take a short break and stretch. Your focus and energy will thank you!

Prompt 36: Meeting Preparation Questions

Prompt:

"List important questions to prepare before a client discovery meeting."

What to Expect:

A thoughtful set of questions that help you understand client needs and set clear objectives.

Example:

- What are your primary business goals?
- What challenges are you currently facing?
- What is your budget and timeline?
- How do you measure success?

Prompt 37: Project Risk Assessment

Prompt:

"Help me identify potential risks and mitigation strategies for a software development project."

What to Expect:

A list of common risks with practical ways to reduce their impact or likelihood.

Example:

- Risk: Scope creep — Mitigation: Clear project requirements and change management process
- Risk: Resource shortage — Mitigation: Cross-training team members and flexible staffing

- Risk: Technical debt — Mitigation: Regular code reviews and refactoring

Prompt 38: Task Completion Celebration Ideas

Prompt:

"Suggest simple ways to celebrate small team wins and keep morale high."

What to Expect:

Creative, easy-to-implement ideas that foster a positive and motivating work culture.

Example:

- Virtual shout-outs during team meetings
- Sending personalized thank-you notes
- Organizing casual virtual coffee breaks
- Small rewards like gift cards or extra break time

Prompt 39: Email Scheduling Advice

Prompt:

"Advise on the best times to send marketing emails for maximum open rates."

What to Expect:

Data-backed recommendations based on industry trends and audience behavior.

Example:

- Mid-week (Tuesday–Thursday) mornings between 9 AM and 11 AM generally yield higher open rates.
- Avoid sending emails late on Fridays or weekends when engagement drops.

Prompt 40: Meeting Conflict Resolution Tips

Prompt:

"Provide strategies for managing conflicts that arise during team meetings."

What to Expect:

Techniques to de-escalate tension, encourage constructive dialogue, and find common ground.

Example:

- Acknowledge differing opinions respectfully
- Use active listening and paraphrasing
- Focus on issues, not personalities
- Encourage collaborative problem-solving

Prompt 41: Prioritizing Incoming Emails

Prompt:

"Help me categorize and prioritize my incoming emails to respond efficiently."

What to Expect:

A system to sort emails by urgency, importance, and sender, allowing you to tackle critical messages first.

Example:

- High Priority: Client requests, urgent team updates
- Medium Priority: Internal communications, meeting invites
- Low Priority: Newsletters, promotional emails

Prompt 42: Creating a Focus Playlist

Prompt:

"Suggest a playlist or types of music to help improve focus during deep work sessions."

What to Expect:

Music genres or specific playlists designed to enhance concentration and block distractions.

Example:

- Instrumental music like classical or lo-fi beats
- Ambient sounds such as rain or white noise
- Platforms like Spotify focus playlists

Prompt 43: Handling Interruptions

Prompt:

"Advise on how to manage and minimize interruptions during important work hours."

What to Expect:

Practical tips for setting boundaries, communicating availability, and creating a distraction-free environment.

Example:

- Use "Do Not Disturb" modes on devices
- Communicate your focused work hours to colleagues
- Set up a dedicated workspace free from noise

Prompt 44: Automating Weekly Reports**Prompt:**

"Create a prompt to generate automated weekly progress reports based on project updates."

What to Expect:

A template for compiling key metrics, accomplishments, and upcoming tasks into a concise report.

Example:

- Summary of completed tasks
- Status updates on ongoing activities
- Risks or blockers identified
- Plans for next week

Prompt 45: Time Audit Template

Prompt:

"Help me design a time audit to analyze how I spend my work hours over a week."

What to Expect:

A detailed log format for tracking activities and identifying time sinks or productivity boosters.

Example:

- Activity Description
- Start Time and End Time
- Interruptions or distractions noted
- Productivity rating

Prompt 46: Email Etiquette Guidelines**Prompt:**

"List best practices for professional email communication."

What to Expect:

Clear, actionable tips to maintain professionalism, clarity, and courtesy in emails.

Example:

- Use clear subject lines
- Keep messages concise and focused
- Avoid jargon and ambiguous language
- Use polite greetings and closings

Prompt 47: Workflow Improvement Suggestions

Prompt:

"Analyze my current work process and suggest improvements to increase efficiency."

What to Expect:

Tailored recommendations to eliminate bottlenecks, reduce redundant steps, and optimize task flow.

Example:

- Automate repetitive manual entries
- Delegate low-impact tasks
- Use collaboration tools for better communication

Prompt 48: Stress Management Techniques at Work**Prompt:**

"Suggest effective techniques to manage stress during busy work periods."

What to Expect:

Practical strategies for relaxation, mental clarity, and maintaining well-being on the job.

Example:

- Deep breathing exercises
- Short mindfulness breaks
- Setting realistic goals and expectations

Prompt 49: Preparing for a Presentation**Prompt:**

"Help me prepare an outline and talking points for a 15-minute presentation on quarterly results."

What to Expect:

A structured presentation plan highlighting key data, insights, and calls to action.

Example:

- Introduction and agenda
- Highlights of quarterly performance
- Challenges faced and solutions implemented
- Next steps and goals

Prompt 50: Efficient Note-Taking Methods

Prompt:

"Recommend effective note-taking methods to use during meetings and brainstorming sessions."

What to Expect:

Descriptions of techniques like the Cornell method, mind mapping, or bullet journaling, with tips for digital tools.

Example:

- Cornell Method: Divide page into cues, notes, and summary sections
- Mind Mapping: Visual diagrams to connect ideas
- Digital apps: Evernote, OneNote, or Notion for organized notes

Category 2 — Business & Marketing (Prompts #51-100)

Description

This category empowers entrepreneurs, marketers, and business owners to leverage ChatGPT-5 as a strategic partner in building brands, generating leads, crafting persuasive messages, and accelerating growth. Whether you're launching a startup, growing your online presence, or refining your marketing funnel, these prompts help you tap into AI's ability to research, create, and optimize business content efficiently.

What to Expect

Prompts tailored to business strategy, marketing copywriting, customer personas, competitive analysis, advertising ideas, sales scripts, social proof generation, email marketing campaigns, and brand storytelling.

Value

Use AI to save hours on research and writing, sharpen your marketing messaging, reach your ideal customers, and build authentic brand trust—all while scaling your business efforts effectively.

Prompt 51: Brand Voice Definition

Prompt:

"Help me define a unique brand voice for a sustainable fashion startup targeting eco-conscious millennials."

What to Expect:

A detailed description of tone, language style, and personality traits aligned with the target audience and brand values.

Example:

- Tone: Friendly, empowering, and authentic
- Language: Simple but impactful, with eco-friendly vocabulary
- Personality: Passionate about sustainability, transparent, and optimistic

Prompt 52: Customer Persona Creation

Prompt:

"Create a detailed customer persona for a high-end fitness coaching service."

What to Expect:

A comprehensive profile including demographics, goals, challenges, and buying behavior.

Example:

- Name: Sarah, 35 years old, urban professional
- Goals: Improve health, build strength, reduce stress
- Challenges: Busy schedule, lack of motivation
- Preferred channels: Instagram, fitness blogs

Prompt 53: Social Media Campaign Ideas

Prompt:

"Suggest 5 creative social media campaign ideas to promote a new organic skincare line."

What to Expect:

Innovative concepts that engage audiences, showcase products, and encourage user participation.

Example:

- #GlowNaturally Challenge with before/after photos
- Educational posts about organic ingredients
- User-generated content contests
- Live Q&A with skincare experts
- Limited-time discount codes shared via stories

Prompt 54: Email Marketing Sequence

Prompt:

"Write a 5-step email sequence to nurture leads who downloaded a free marketing ebook."

What to Expect:

A series of emails that build trust, provide value, and guide recipients toward a paid product or service.

Example:

- Email 1: Thank you and ebook download link
- Email 2: Key marketing tips from the ebook
- Email 3: Case study demonstrating results
- Email 4: Invitation to a webinar
- Email 5: Limited-time offer for coaching services

Prompt 55: Competitor Analysis Framework

Prompt:

"Help me analyze competitors in the online education space focusing on pricing, offerings, and marketing tactics."

What to Expect:

A structured approach to gather insights on competitors' strengths, weaknesses, and opportunities.

Example:

- Competitor A: Lower pricing, broad course range, heavy social media ads
- Competitor B: Premium pricing, niche courses, strong email marketing

- Competitor C: Free trials, referral incentives, influencer partnerships

Prompt 56: Sales Pitch Script

Prompt:

"Write a persuasive sales pitch script for a SaaS project management tool targeting small businesses."

What to Expect:

A clear, benefit-driven pitch emphasizing pain points and product solutions.

Example:

"Are you tired of juggling multiple tools to manage your projects? Our all-in-one SaaS platform simplifies task tracking, team collaboration, and deadline management, so you can focus on what really matters — growing your business."

Prompt 57: Landing Page Copy

Prompt:

"Create compelling landing page copy for a new online course teaching digital marketing basics."

What to Expect:

Engaging headlines, benefits-driven content, and strong calls to action designed to convert visitors into students.

Example:

- Headline: "Master Digital Marketing in 30 Days — No Experience Needed!"
- Benefits: Learn SEO, social media ads, email campaigns
- CTA: Enroll Now and Start Growing Your Business

Prompt 58: Customer Testimonials Request

Prompt:

"Write an email template to request a testimonial from satisfied customers."

What to Expect:

A polite and easy-to-respond-to message encouraging customers to share positive feedback.

Example:

Subject: We'd Love Your Feedback!

Dear [Customer Name],

Thank you for choosing [Your Company]. If you have a moment, we'd appreciate a short testimonial about your experience. Your feedback helps us improve and support others in their journey.

Best regards,

[Your Name]

Prompt 59: Influencer Outreach Email

Prompt:

"Draft an email to propose a collaboration with an influencer in the health and wellness niche."

What to Expect:

A personalized and compelling pitch outlining mutual benefits and collaboration ideas.

Example:

Subject: Collaboration Opportunity with [Your Brand]

Hi [Influencer Name],

I'm [Your Name] from [Your Brand], and we admire your authentic voice in health and wellness. We'd love to explore a partnership that brings value to your audience through our organic supplements. Are you open to discussing collaboration ideas?

Looking forward to hearing from you!

Prompt 60: Advertising Campaign Taglines

Prompt:

"Suggest 5 catchy taglines for a new eco-friendly cleaning product line."

What to Expect:

Memorable, impactful taglines that highlight product benefits and environmental values.

Example:

- "Clean Home, Clean Planet."
- "Powerful Clean, Naturally."

- "Eco-Friendly, Family-Friendly."
- "Tough on Dirt, Gentle on Earth."
- "Sustain Your Shine."

Prompt 61: Content Calendar Creation

Prompt:

"Help me build a monthly content calendar for social media posts promoting a new fitness app."

What to Expect:

A structured schedule with post ideas, themes, and posting frequency to keep your audience engaged consistently.

Example:

- Week 1: User testimonials and success stories
- Week 2: Tips for staying motivated
- Week 3: Feature highlights and tutorials
- Week 4: Challenges and giveaways

Prompt 62: Webinar Invitation Email

Prompt:

"Write a persuasive invitation email to encourage sign-ups for a free marketing webinar."

What to Expect:

A clear, engaging email that highlights benefits, date/time, and a simple call to action.

Example:

Subject: Don't Miss Our Free Marketing Webinar!

Hi [Name],

Ready to boost your marketing skills? Join our free webinar on [Date] to learn actionable strategies that drive results. Reserve your spot now!

Best,

[Your Name]

Prompt 63: Product Launch Announcement


Prompt:

"Draft a social media post announcing the launch of a new productivity tool."

What to Expect:

A concise, exciting announcement designed to generate buzz and prompt users to try the product.

Example:

 Say hello to [Product Name] — your new secret weapon for staying productive! Available now. Try it free today and transform your workflow. #ProductivityBoost #NewLaunch

Prompt 64: FAQ Page Content

Prompt:

"Create FAQ entries addressing common questions about subscription plans for an online learning platform."

What to Expect:

Clear, user-friendly answers that reduce confusion and support decision-making.

Example:

- Q: What subscription plans are available?
A: We offer monthly and yearly plans with unlimited course access.
- Q: Can I cancel anytime?
A: Yes, you can cancel your subscription at any time

without penalties.

Prompt 65: Marketing Metrics Report

Prompt:

"Generate a simple template for reporting key marketing metrics to stakeholders monthly."

What to Expect:

An easy-to-follow format highlighting important KPIs like traffic, conversions, ROI, and engagement.

Example:

- Website Traffic: 20,000 visits (+15%)
- Email Open Rate: 25%
- Social Media Engagement: 1,500 likes/comments
- Campaign ROI: 3:1

Prompt 66: Personalized Sales Email

Prompt:

"Write a personalized sales email for a consulting service targeting startups in tech."

What to Expect:

A tailored email that addresses startup challenges and presents your service as a solution.

Example:

Subject: Helping Tech Startups Scale Faster

Hi [Name],

As a fellow enthusiast of innovation, I understand the hurdles tech startups face. Our consulting services focus on streamlining operations and accelerating growth tailored to your unique needs. Let's discuss how we can help!

Prompt 67: Blog Post Ideas

Prompt:

"Suggest 10 engaging blog post ideas for a digital marketing agency's website."

What to Expect:

Creative topics that attract readers, demonstrate expertise, and improve SEO.

Example:

- "Top 5 Digital Marketing Trends in 2025"
- "How to Build a Winning Social Media Strategy"
- "The Power of Email Marketing: Tips & Tricks"
- "SEO Basics: What Every Business Should Know"

Prompt 68: Customer Retention Strategies

Prompt:

"Recommend effective strategies to improve customer retention for an e-commerce store."

What to Expect:

Actionable tactics that increase repeat purchases, loyalty, and customer satisfaction.

Example:

- Personalized email offers and discounts
- Loyalty rewards programs
- Excellent post-purchase customer support
- Regular engagement via social media

Prompt 69: Press Release Draft

Prompt:

"Write a press release announcing a partnership between two companies in the renewable energy sector."

What to Expect:

A professional announcement highlighting the partnership's benefits and future goals.

Example:

[City, Date] — [Company A] and [Company B] today announced a strategic partnership aimed at accelerating renewable energy adoption. This collaboration will leverage combined expertise to innovate sustainable solutions and expand market reach.

Prompt 70: Marketing Budget Allocation Advice

Prompt:

"Advise on how to allocate a \$10,000 monthly marketing budget across channels for a new product launch."

What to Expect:

A breakdown of budget distribution based on channel effectiveness and campaign goals.

Example:

- 40% on social media advertising
- 25% on email marketing and automation
- 20% on influencer partnerships
- 10% on content creation
- 5% on SEO and website optimization

Prompt 71: Lead Magnet Ideas**Prompt:**

"Suggest 5 effective lead magnet ideas for a financial planning service."

What to Expect:

Engaging freebies or incentives designed to attract and capture potential client contact info.

Example:

- Free downloadable budgeting worksheet
- Webinar on retirement planning tips
- Email course on saving strategies
- Financial goal-setting checklist
- Personalized financial health quiz

Prompt 72: Cold Outreach Email**Prompt:**

"Write a cold outreach email to potential clients for a B2B software solution."

What to Expect:

A concise, value-focused email that introduces your solution and invites further conversation.

Example:

Subject: Simplify Your Workflow with [Software Name]

Hi [Name],

I'm reaching out to introduce [Software Name], a tool designed to streamline your team's operations and boost productivity. Would you be open to a quick call to explore how it can help your business?

Prompt 73: Marketing Funnel Description

Prompt:

"Explain the stages of a typical marketing funnel and how to optimize each stage."

What to Expect:

A clear explanation of awareness, interest, decision, and action phases, with optimization tips.

Example:

- Awareness: Use content marketing and ads to attract prospects
- Interest: Provide valuable information to nurture leads
- Decision: Offer demos, free trials, or consultations
- Action: Simplify checkout or sign-up processes

Prompt 74: Product Benefits List

Prompt:

"Create a list of key benefits for a new ergonomic office chair."

What to Expect:

Compelling product advantages focused on customer pain points and desired outcomes.

Example:

- Reduces back pain and improves posture
- Adjustable height and lumbar support
- Breathable mesh material for comfort
- Durable and stylish design

Prompt 75: Influencer Marketing Strategy

Prompt:

"Develop a basic influencer marketing strategy for a vegan snack brand."

What to Expect:

Steps to identify, approach, and collaborate with influencers to maximize brand exposure.

Example:

- Identify micro-influencers in vegan lifestyle
- Develop collaboration packages with product samples
- Track engagement and sales generated from campaigns
- Foster long-term relationships with top-performing influencers

Prompt 76: SEO Keyword Research Plan

Prompt:

"Help me plan keyword research for a travel blog focused on budget destinations."

What to Expect:

A systematic approach to identifying high-impact keywords relevant to your niche.

Example:

- Use tools like Google Keyword Planner and SEMrush
- Target long-tail keywords like “affordable travel in Europe”
- Analyze competitor keywords and gaps
- Prioritize keywords based on search volume and difficulty

Prompt 77: Webinar Follow-Up Email**Prompt:**

"Write a follow-up email thanking attendees and offering additional resources after a webinar."

What to Expect:

A warm message that reinforces value and encourages further engagement.

Example:

Subject: Thanks for Joining Our Webinar!

Hi [Name],

Thank you for attending our webinar on [Topic]. We hope you found it valuable. Here are some additional resources to

help you get started [links]. Feel free to reach out with any questions!

Prompt 78: Product Description Enhancement

Prompt:

"Improve this product description to make it more engaging and persuasive."

What to Expect:

A rewritten description that highlights benefits, uses emotional triggers, and adds a call to action.

Example:

Original: "This backpack is durable and has many pockets."

Enhanced: "Experience ultimate durability and organized convenience with our multi-pocket backpack — perfect for your everyday adventures. Get yours today!"

Prompt 79: Brand Storytelling Framework

Prompt:

"Help me craft a compelling brand story for a handmade jewelry business."

What to Expect:

A narrative that connects emotionally with customers by sharing origins, values, and vision.

Example:

“Our jewelry is born from a passion for timeless beauty and artisanal craftsmanship. Each piece tells a story of dedication, creativity, and the love of handmade art — designed to celebrate your unique style.”

Prompt 80: Customer Feedback Survey Questions

Prompt:

"Create a set of survey questions to gather customer feedback on a new mobile app."

What to Expect:

Targeted questions that collect insights on usability, features, and satisfaction.

Example:

- How easy was it to navigate the app?
- Which features did you find most useful?
- Were there any issues or bugs?
- How likely are you to recommend the app to others?

Prompt 81: Email Subject Line Ideas

Prompt:

"Generate 10 catchy and effective email subject lines for a holiday sale campaign."

What to Expect:

Attention-grabbing subject lines that boost open rates and create urgency.

Example:

- “🎉 Don’t Miss Our Biggest Holiday Sale Yet!”
- “Last Chance: Holiday Deals Ending Soon!”
- “Give Yourself the Gift of Savings 🎁”

Prompt 82: Social Proof Creation

Prompt:

"Help me create social proof statements using customer reviews for my website."

What to Expect:

Concise, persuasive quotes that build trust and credibility with potential buyers.

Example:

- “This product changed how I work—highly recommend!”
— Jane D.
- “Exceptional customer service and fast delivery.” — Mark T.

Prompt 83: PPC Ad Copywriting

Prompt:

"Write 3 variations of pay-per-click (PPC) ad copy for a meal delivery service."

What to Expect:

Short, compelling ads designed to increase click-through and conversions.

Example:

- “Healthy meals delivered to your door. Try now!”
- “Save time with fresh, chef-made meals. Order today!”
- “Eat better without the hassle. Subscribe for weekly deliveries!”

Prompt 84: Marketing Automation Workflow

Prompt:

"Design a simple marketing automation workflow for new newsletter subscribers."

What to Expect:

A step-by-step sequence to welcome, nurture, and convert subscribers into customers.

Example:

- Welcome email with free resource
- Follow-up with educational content
- Exclusive offer email
- Survey email to gather feedback

Prompt 85: Unique Selling Proposition (USP)

Prompt:

"Help me craft a unique selling proposition for a boutique coffee shop."

What to Expect:

A clear, memorable statement that highlights what sets the business apart.

Example:

“Serving ethically sourced, hand-roasted coffee in a cozy neighborhood setting — your daily escape with a conscience.”

Prompt 86: Event Promotion Strategy**Prompt:**

"Suggest an effective strategy to promote a virtual product launch event."

What to Expect:

Tactics combining social media, email, partnerships, and incentives to maximize attendance.

Example:

- Create teaser videos for social media
- Send segmented email invitations
- Partner with influencers to expand reach
- Offer limited-time bonuses for attendees

Prompt 87: Crisis Communication Plan**Prompt:**

"Outline a crisis communication plan for handling negative publicity on social media."

What to Expect:

Key steps to respond swiftly, transparently, and professionally to protect brand reputation.

Example:

- Monitor social channels closely
- Acknowledge the issue promptly
- Provide factual updates regularly
- Engage respectfully and avoid defensiveness

Prompt 88: Cross-Selling Email

Prompt:

"Write an email template encouraging customers to try complementary products."

What to Expect:

A friendly message that introduces related products and highlights their benefits.

Example:

Subject: Complete Your Experience with These Must-Haves
Hi [Name],

We thought you might love these products that perfectly complement your recent purchase. Check them out and enjoy exclusive discounts!

Prompt 89: Brand Consistency Checklist

Prompt:

"Create a checklist to ensure brand consistency across all marketing materials."

What to Expect:

Guidelines covering visual identity, messaging tone, and customer experience.

Example:

- Use approved logos and colors
- Maintain consistent tone of voice
- Align messaging with brand values
- Ensure all content meets quality standards

Prompt 90: Referral Program Launch Email**Prompt:**

"Draft an email announcing the launch of a new referral program to existing customers."

What to Expect:

An engaging message that explains program benefits and encourages participation.

Example:

Subject: Introducing Our New Referral Program!

Hi [Name],

Love our products? Now you can earn rewards by sharing the love! Refer friends and receive exclusive discounts for each successful referral. Start sharing today!

Prompt 91: Video Script for Product Demo**Prompt:**

"Write a script for a 2-minute product demo video showcasing a smart home device."

What to Expect:

A clear, engaging script that highlights key features, benefits, and a call to action.

Example:

“Meet [Product Name], your smart home assistant. Control lights, temperature, and security — all from your phone. Easy setup, seamless integration. Order yours today and transform your living space!”

Prompt 92: Customer Onboarding Email Series

Prompt:

"Create a 3-step email series to onboard new customers to a subscription box service."

What to Expect:

A welcoming and educational email sequence guiding new customers through setup, usage tips, and engagement.

Example:

- Email 1: Welcome and what to expect
- Email 2: How to make the most of your subscription
- Email 3: Community invitation and feedback request

Prompt 93: Competitive Pricing Analysis

Prompt:

"Help me analyze competitor pricing and suggest an optimal price point for a new software product."

What to Expect:

Insights into market pricing trends, value positioning, and pricing strategy recommendations.

Example:

- Competitors price range: \$15-\$40/month
- Suggested price: \$29/month to balance affordability and perceived value

Prompt 94: Social Media Bio Optimization

Prompt:

"Optimize my Instagram bio for a travel influencer focusing on adventure tourism."

What to Expect:

A compelling bio that captures niche, personality, and call to action within character limits.

Example:

“🌍 Adventure seeker | Sharing epic travel stories & tips | Join the journey! ↓ Latest trip & gear reviews”

Prompt 95: Email Re-Engagement Campaign

Prompt:

"Write a 3-email sequence to re-engage inactive subscribers on a newsletter list."

What to Expect:

Friendly, value-driven messages designed to rekindle interest and prompt action.

Example:

- Email 1: We miss you — here's what's new!
- Email 2: Special offer just for you
- Email 3: Last chance to stay subscribed

Prompt 96: Brand Collaboration Proposal

Prompt:

"Draft a proposal email to pitch a brand collaboration with a complementary business."

What to Expect:

A professional and mutually beneficial collaboration offer highlighting potential synergies.

Example:

Subject: Partnership Opportunity with [Your Brand]

Hi [Name],

I'm reaching out to explore a potential collaboration between [Your Brand] and [Their Brand]. Together, we can create unique value for our audiences and expand reach. Let's discuss ideas soon!

Prompt 97: Landing Page A/B Test Ideas

Prompt:

"Suggest A/B test ideas to improve conversion rates on a product landing page."

What to Expect:

Actionable variations on headlines, images, CTAs, and layout to optimize performance.

Example:

- Test headline emphasizing benefits vs. features
- Try different CTA button colors and wording
- Compare video demo vs. static image

Prompt 98: Customer Support Email Template**Prompt:**

"Write a polite and helpful email template responding to a product issue complaint."

What to Expect:

A professional response that acknowledges the issue, apologizes, and offers a solution.

Example:

Subject: We're Here to Help with Your Issue

Dear [Customer Name],

Thank you for reaching out. We're sorry to hear about the problem you encountered with [Product]. We'd like to assist you in resolving this as quickly as possible. Please provide more details or photos if possible.

Prompt 99: Content Repurposing Ideas**Prompt:**

"Suggest ways to repurpose a blog post into other types of content."

What to Expect:

Creative ideas to extend content reach and maximize investment.

Example:

- Turn blog post into infographic
- Create a short video summary
- Develop a podcast episode discussing the topic
- Share quotes and tips on social media

Prompt 100: Marketing Campaign Performance Review

Prompt:

"Help me write a summary report reviewing the performance of our latest email marketing campaign."

What to Expect:

A clear analysis highlighting successes, areas for improvement, and actionable recommendations.

Example:

"Our email campaign achieved a 28% open rate, exceeding the industry average. Click-through rate was 4%, slightly below target, indicating room for improvement in call-to-action clarity. Next steps include testing subject lines and refining content."

Category 3 — Content Creation (Prompts #101-150)

Description

This category is tailored for writers, marketers, bloggers, content creators, and anyone involved in producing written or multimedia content. ChatGPT-5 becomes your creative partner, helping you brainstorm ideas, structure pieces, write compelling drafts, and polish your work. Whether you're crafting blog posts, scripts, ebooks, newsletters, or social media content, these prompts streamline the creative process and help you generate high-quality content faster and more effectively.

What to Expect

Prompts for idea generation, content outlines, drafting engaging introductions and conclusions, enhancing storytelling, creating SEO-friendly articles, scriptwriting for videos and podcasts, writing product descriptions, and producing persuasive copy.

Value

Save time overcoming writer's block, improve your content's clarity and impact, and scale your creative output without sacrificing quality — making your content more engaging and successful.

Prompt 101: Blog Post Idea Generator

Prompt:

"Suggest 10 engaging blog post ideas for a tech startup focusing on AI-driven solutions."

What to Expect:

A list of creative and relevant blog topics designed to attract your target audience and improve SEO performance.

Example:

- "How AI is Transforming Customer Experience in 2025"
- "5 Ways AI Can Boost Small Business Efficiency"
- "The Ethics of AI: What Startups Need to Know"

Prompt 102: Article Outline Creator

Prompt:

"Create a detailed outline for a blog post titled 'The Future of Remote Work'."

What to Expect:

A well-structured framework including an introduction, key points, subheadings, and conclusion to guide your writing.

Example Outline:

- Introduction: The rise of remote work post-pandemic
- Section 1: Benefits of remote work for employees and companies
- Section 2: Challenges and how to overcome them
- Section 3: Emerging technologies enabling remote collaboration
- Conclusion: Predictions for the next decade

Prompt 103: Engaging Article Introduction

Prompt:

"Write a compelling introduction for an article about sustainable fashion trends."

What to Expect:

An attention-grabbing opening paragraph that hooks readers and sets the tone for the article.

Example:

"In a world increasingly aware of environmental impact, sustainable fashion is no longer just a trend — it's a movement reshaping the industry. From eco-friendly materials to ethical production, discover how conscious choices are defining the future of style."

Prompt 104: SEO Keyword Integration

Prompt:

"Rewrite this paragraph to naturally include these SEO keywords: 'digital marketing tips,' 'small business growth,' and 'online advertising'."

What to Expect:

A smooth, reader-friendly paragraph optimized for search engines without sounding forced.

Example:

Original: "Marketing can help businesses reach more customers online."

Optimized: “Digital marketing tips are essential for small business growth, especially when it comes to effective online advertising strategies that reach the right audience.”

Prompt 105: YouTube Video Script

Prompt:

"Write a 3-minute YouTube script explaining the basics of cryptocurrency for beginners."

What to Expect:

A clear, engaging script with simple language, examples, and a call to action suitable for video content.

Example:

“Welcome to our channel! Today, we’re breaking down cryptocurrency — what it is, how it works, and why it’s becoming so popular. Imagine digital money that’s decentralized and secure, allowing you to send funds instantly worldwide...”

Prompt 106: Podcast Episode Outline

Prompt:

"Create an outline for a podcast episode discussing mental health in the workplace."

What to Expect:

Segmented structure with topics, interview questions, and key points to cover.

Example:

- Introduction: Why mental health matters at work
- Segment 1: Common workplace stressors
- Segment 2: Expert interview on coping strategies
- Segment 3: Company policies that support mental well-being
- Conclusion and listener takeaways

Prompt 107: Creative Story Starter

Prompt:

"Give me an intriguing story starter for a sci-fi short story set in a future where AI governs society."

What to Expect:

A gripping opening sentence or paragraph that sparks imagination and sets up a compelling narrative.

Example:

"The day the AI Council declared emotions obsolete, humanity faced a choice: surrender feeling or fight for its survival."

Prompt 108: Ebook Chapter Summary

Prompt:

"Summarize the key points for a chapter about 'Building Resilience' in a personal development ebook."

What to Expect:

Concise bullet points or paragraphs highlighting essential lessons and actionable advice.

Example:

- Understanding resilience as a skill, not a trait
- Techniques to cultivate mental toughness
- Real-life stories of overcoming adversity
- Exercises to build daily resilience habits

Prompt 109: Product Description Writing

Prompt:

"Write a persuasive product description for a wireless noise-cancelling headphone."

What to Expect:

A compelling description emphasizing benefits, features, and user experience to drive sales.

Example:

"Immerse yourself in crystal-clear sound with our wireless noise-cancelling headphones. Designed for ultimate comfort and uninterrupted focus, they block out distractions so you can enjoy your music or calls anywhere, anytime."

Prompt 110: Newsletter Content Ideas**Prompt:**

"Suggest 5 engaging content ideas for a monthly newsletter for a wellness coaching business."

What to Expect:

Relevant, valuable topics that educate, motivate, and build community among subscribers.

Example:

- Mindfulness exercises for busy professionals
- Healthy recipes for stress relief
- Client success stories and testimonials
- Upcoming wellness events and workshops
- Tips for building sustainable habits

Prompt 111: Long-Form Blog Post Draft

Prompt:

"Write a comprehensive 1500-word blog post draft about 'The Impact of Artificial Intelligence on Modern Healthcare'."

What to Expect:

A well-researched, detailed article covering multiple facets of AI in healthcare. The draft will include an introduction that hooks readers, a body with clear sections discussing AI applications (like diagnostics, personalized medicine, and robotic surgery), ethical considerations, and a thoughtful conclusion. This prompt helps overcome the initial writing block by providing a strong foundation you can edit and personalize.

Example:

The blog might open by illustrating a patient's journey enhanced by AI diagnostics, then explain how machine learning algorithms improve accuracy in detecting diseases. It will also address concerns like data privacy and the future potential of AI to revolutionize healthcare access globally.

Prompt 112: Creative Caption Generator for Instagram

Prompt:

"Generate 10 creative and engaging Instagram captions for a travel influencer sharing photos from exotic beach destinations."

What to Expect:

A variety of captions that range from inspirational quotes and playful puns to vivid descriptions designed to boost engagement and connection with followers. This prompt ensures your social media posts stand out and invite likes, comments, and shares.

Example:

- "Sun, sand, and salty air — my kind of therapy ☀️🌊 #BeachVibes"
- "Chasing sunsets and dreams, one beach at a time 🌅✨"
- "Lost in paradise, found my soul 🌴💙 #Wanderlust"

Prompt 113: Video Content Idea Brainstorm

Prompt:

"Suggest 7 unique video content ideas for a YouTube channel focused on personal finance education."

What to Expect:

Creative, practical, and audience-relevant video concepts aimed at educating viewers and increasing channel

engagement. The ideas will balance evergreen topics with trending subjects to attract steady and growing viewership.

Example:

- “Budgeting 101: How to Start Saving Today”
- “The Truth About Credit Scores and How to Improve Yours”
- “Top 5 Investment Apps for Beginners in 2025”
- “Side Hustle Ideas You Can Start This Weekend”

Prompt 114: Email Newsletter Welcome Series

Prompt:

"Create a 4-part email welcome series for new subscribers of a health and fitness newsletter."

What to Expect:

A thoughtfully structured email sequence designed to introduce your brand, build trust, provide immediate value, and encourage ongoing engagement. This prompt saves time and ensures a warm, professional first impression that nurtures subscriber loyalty.

Example:

- **Email 1:** Welcome message and what to expect from the newsletter
- **Email 2:** Free downloadable workout plan or nutrition guide
- **Email 3:** Success stories or testimonials from current clients

- **Email 4:** Invitation to join an exclusive Facebook group or upcoming webinar

Prompt 115: SEO-Friendly Blog Post Title Ideas

Prompt:

"Generate 10 SEO-optimized blog post titles for a website specializing in eco-friendly home products."

What to Expect:

Titles crafted with strategic keywords and engaging language to improve search engine ranking while appealing to your target audience's interests. This prompt helps attract organic traffic and sets the stage for well-focused content creation.

Example:

- "10 Must-Have Eco-Friendly Home Products for Sustainable Living"
- "How to Create a Greener Home: Easy Tips and Tricks"
- "The Best Biodegradable Cleaning Supplies You Can Buy Today"

Prompt 116: Script for Explainer Video

Prompt:

"Write a clear and concise script for a 90-second explainer video about a new app that helps users track their carbon footprint."

What to Expect:

A user-friendly, engaging script that breaks down the app's purpose, key features, and benefits in simple terms, with a friendly tone to encourage downloads. This helps marketers and creators deliver a compelling message in limited time.

Example:

“Meet EcoTrack — the easy way to understand and reduce your carbon footprint. Just log your daily activities, and watch your environmental impact in real time. Join thousands making smarter choices for the planet. Download EcoTrack today!”

Prompt 117: Writing a Powerful Call to Action (CTA)

Prompt:

"Create 5 strong and persuasive call-to-action statements for an online course landing page."

What to Expect:

CTA phrases that motivate visitors to take immediate action, whether that's signing up, purchasing, or joining a webinar. The prompts focus on urgency, clarity, and benefits to maximize conversions.

Example:

- “Enroll Now and Start Transforming Your Career!”
- “Join Thousands Who’ve Already Taken the Leap!”
- “Claim Your Spot — Limited Seats Available!”
- “Get Instant Access to Expert Insights!”

- “Start Learning Today — No Experience Needed!”

Prompt 118: Social Media Post Series Outline

Prompt:

"Outline a 7-day social media post series promoting a new productivity app."

What to Expect:

A day-by-day plan with themes, post ideas, and calls to action designed to build excitement, educate, and encourage downloads. This systematic approach keeps content focused and consistent.

Example:

- Day 1: Introduction to the app and its core benefits
- Day 2: User testimonials and success stories
- Day 3: How-to tips for maximizing productivity with the app
- Day 4: Behind-the-scenes look at app development
- Day 5: Limited-time discount offer
- Day 6: Interactive quiz or poll related to productivity habits
- Day 7: Final call to download and share feedback

Prompt 119: Editing and Polishing Content

Prompt:

"Rewrite this paragraph to improve clarity, flow, and engagement while keeping the original message intact."

What to Expect:

An enhanced version of your text that reads smoothly, captures reader attention, and communicates ideas effectively without altering the intended meaning. This prompt is ideal for refining drafts before publishing.

Example:

Original: "Our software is good for businesses because it helps them save time."

Rewritten: "Our software streamlines your business operations, saving you valuable time so you can focus on growth and innovation."

Prompt 120: Case Study Outline

Prompt:

"Help me create an outline for a case study showcasing how a small business increased sales using social media advertising."

What to Expect:

A structured outline that includes background, challenge, solution, results, and lessons learned, making it easy to write a compelling and credible case study.

Example Outline:

- Introduction: About the business and its goals
- Challenge: Marketing obstacles and sales stagnation
- Solution: Social media advertising campaign details
- Results: Metrics showing increased engagement and sales growth

- Conclusion: Key takeaways and recommendations for similar businesses

Prompt 121: Writing a Compelling Meta Description

Prompt:

"Write a concise, SEO-friendly meta description for a blog post about 'Healthy Meal Prep Tips for Busy Professionals.'"

What to Expect:

A short, engaging summary (under 160 characters) that accurately describes the content and includes key search terms to improve click-through rates from search engines.

Example:

"Discover easy and healthy meal prep tips designed for busy professionals to save time and eat well all week."

Prompt 122: Email Marketing Campaign Theme Ideas

Prompt:

"Suggest 5 creative themes for a month-long email marketing campaign promoting a new skincare line."

What to Expect:

Ideas that engage subscribers with varied content types, such as tutorials, customer stories, product highlights, and special offers to maintain interest and drive conversions.

Example:

- Week 1: Introduction & product benefits

- Week 2: How-to skincare routines
- Week 3: Customer testimonials and before/after photos
- Week 4: Exclusive discounts and giveaways

Prompt 123: Writing Persuasive Sales Copy

Prompt:

"Create persuasive sales copy for a landing page selling an online photography course."

What to Expect:

A convincing message emphasizing the course's value, outcomes, and urgency, encouraging visitors to enroll immediately.

Example:

"Unlock your photography potential with our comprehensive online course. Learn from industry experts, get hands-on assignments, and transform your passion into stunning photos. Enroll now and start capturing memories like a pro!"

Prompt 124: Newsletter Subject Line Ideas

Prompt:

"Generate 10 engaging subject lines for a monthly newsletter about digital marketing trends."

What to Expect:

Creative, curiosity-piquing lines designed to increase email open rates by highlighting timely and relevant content.

Example:

- “Stay Ahead: Top Digital Marketing Trends in 2025”
- “Boost Your Strategy with These Insider Tips”
- “What’s Next in Marketing? Find Out Inside”

Prompt 125: Writing a Content Upgrade Offer**Prompt:**

"Draft a content upgrade offer (e.g., downloadable checklist or guide) to accompany a blog post on 'Time Management Techniques.'"

What to Expect:

An enticing description that motivates readers to exchange their email for a valuable resource that complements the blog post content.

Example:

“Download our FREE Time Management Checklist to help you prioritize tasks, eliminate distractions, and boost productivity every day!”

Prompt 126: Writing a Landing Page Headline**Prompt:**

"Create 5 attention-grabbing headlines for a landing page promoting a meditation app."

What to Expect:

Powerful headlines that clearly convey benefits, spark curiosity, and encourage visitors to explore further or

download the app.

Example:

- “Find Your Calm Anytime, Anywhere”
- “Meditate Smarter with Guided Sessions”
- “Stress Less, Live More — Start Meditating Today”

Prompt 127: Writing Customer Testimonials

Prompt:

"Write 3 authentic-sounding customer testimonials for a boutique bakery."

What to Expect:

Credible, warm testimonials that highlight product quality, customer experience, and reasons why others should buy.

Example:

- “The cakes here are absolutely divine — moist, flavorful, and beautifully decorated!” — Sarah M.
- “Friendly staff and the best croissants I’ve ever tasted. A local gem!” — James P.
- “Perfect treats for every occasion. I wouldn’t go anywhere else!” — Emily R.

Prompt 128: Writing a Press Release Headline

Prompt:

"Create 5 compelling headlines for a press release announcing the launch of a new eco-friendly cleaning product."

What to Expect:

Headline options that are newsworthy, clear, and highlight the product's unique benefits to attract media attention.

Example:

- "Introducing [Product Name]: The Future of Eco-Friendly Cleaning"
- "Revolutionizing Clean Homes with Sustainable Solutions"
- "New Green Cleaning Product Promises Power and Safety"

Prompt 129: Video Thumbnail Text Ideas

Prompt:

"Suggest 7 short, eye-catching text ideas for YouTube video thumbnails about productivity hacks."

What to Expect:

Concise, bold phrases designed to grab attention and increase click-through rates on video platforms.

Example:

- "Work Smarter, Not Harder"
- "Boost Your Productivity NOW"
- "Top 5 Time-Saving Hacks"

Prompt 130: Writing an About Us Page

Prompt:

"Help me write a warm and professional 'About Us' page for a handmade soap business."

What to Expect:

A well-crafted narrative that tells the brand's story, mission, and values while connecting emotionally with visitors and building trust.

Example:

"At [Business Name], we believe in the power of nature to nourish your skin and soul. Each soap is handcrafted with love using natural ingredients, ensuring a gentle, luxurious experience. Our mission is to bring clean, sustainable beauty to your daily routine — because you deserve the best."

Prompt 131: Writing a Press Kit Introduction

Prompt:

"Draft an engaging introduction for a press kit for a new sustainable fashion brand."

What to Expect:

A concise yet captivating intro that presents the brand's mission, unique selling points, and values, designed to grab the attention of journalists and media outlets.

Example:

"Welcome to [Brand Name], where sustainability meets style. We're redefining fashion with eco-friendly materials and ethical craftsmanship, proving that looking good and doing good can go hand in hand."

Prompt 132: Creating a Content Calendar

Prompt:

"Help me create a monthly content calendar for a fitness blog targeting beginners."

What to Expect:

A detailed plan organizing blog posts, social media updates, and newsletters around weekly themes, seasonal trends, and audience engagement opportunities to keep content consistent and relevant.

Example:

- Week 1: Beginner workout routines
- Week 2: Nutrition tips for beginners
- Week 3: Motivational success stories
- Week 4: Equipment guides and reviews

Prompt 133: Writing a White Paper Introduction

Prompt:

"Write a professional introduction for a white paper on the benefits of remote work for businesses."

What to Expect:

A formal, clear introduction that outlines the purpose, importance, and scope of the white paper, setting the stage for detailed analysis and data-driven insights.

Example:

"As remote work becomes increasingly prevalent, businesses face both new opportunities and challenges. This white paper explores how adopting flexible work models can

enhance productivity, employee satisfaction, and operational costs.”

Prompt 134: Creating Content for FAQs

Prompt:

"Write clear and helpful answers for 5 frequently asked questions about a subscription meal kit service."

What to Expect:

Concise, customer-friendly responses that anticipate common concerns and provide easy-to-understand explanations to improve user experience.

Example:

- **Q:** How often will I receive my meal kits?
A: You'll get fresh kits delivered weekly, with options to skip or pause anytime.
- **Q:** Are the ingredients organic?
A: We source high-quality, mostly organic ingredients to ensure freshness and health.

Prompt 135: Writing a Product Comparison Article

Prompt:

"Help me draft a product comparison article between two popular wireless earbuds."

What to Expect:

An objective, detailed comparison that highlights features, pros and cons, pricing, and user experiences to help readers make informed decisions.

Example:

"The [Brand A] earbuds offer superior noise cancellation and battery life, perfect for travelers. Meanwhile, [Brand B] excels in comfort and seamless device integration, making them ideal for daily commuters."

Prompt 136: Writing an Engaging LinkedIn Post

Prompt:

"Create an engaging LinkedIn post announcing a company's recent CSR (Corporate Social Responsibility) initiative."

What to Expect:

A professional yet warm post that showcases the company's values and invites the community to support or learn more about the initiative.

Example:

“We’re proud to announce our new initiative aimed at reducing plastic waste in our communities. Together, we can make a difference. Learn more about how we’re taking action for a greener future. #CSR #Sustainability”

Prompt 137: Writing a Twitter Thread Outline

Prompt:

"Outline a 10-tweet Twitter thread explaining the basics of blockchain technology."

What to Expect:

A step-by-step breakdown that simplifies complex concepts into digestible tweets, each building on the last to educate and engage followers.

Example Outline:

- Tweet 1: What is blockchain?
- Tweet 2: How does it work?
- Tweet 3: Key features: decentralization, immutability
- Tweet 4: Use cases beyond cryptocurrency
- ... and so forth

Prompt 138: Writing a Guest Post Pitch Email

Prompt:

"Write a persuasive pitch email to propose a guest blog post for a popular marketing website."

What to Expect:

A concise, respectful email that introduces you, outlines your expertise, and presents a relevant topic idea that

benefits the host site's audience.

Example:

Subject: Guest Post Proposal: 'Top Trends in Digital Marketing for 2025'

Hi [Editor's Name],

I'm [Your Name], a digital marketing specialist passionate about sharing actionable insights. I'd love to contribute a guest post titled 'Top Trends in Digital Marketing for 2025' that I believe would resonate with your readers. Looking forward to your thoughts!

Prompt 139: Writing a Product Launch Announcement

Prompt:

"Create a compelling product launch announcement email for a new smartwatch."

What to Expect:

An exciting email highlighting key features, availability, and special offers that encourage immediate purchases or pre-orders.

Example:

Subject: Meet the Future of Wearables — Introducing the XWatch

Dear [Name],

We're thrilled to unveil the XWatch — your new companion for health, connectivity, and style. Featuring advanced sensors, sleek design, and customizable faces, it's time to experience the next level of smart technology. Order now and enjoy exclusive launch discounts!

Prompt 140: Writing a Blog Post Conclusion

Prompt:

"Write a strong, memorable conclusion for a blog post about work-life balance strategies."

What to Expect:

A concluding paragraph that reinforces key takeaways, motivates readers to apply the strategies, and may include a call to action like subscribing or sharing.

Example:

"Achieving work-life balance is a continuous journey, but with intentional strategies and mindful habits, it's possible to create harmony between your professional and personal life. Start small, stay consistent, and watch your well-being flourish. If you found these tips helpful, don't forget to subscribe for more insights!"

Prompt 141: Writing an Engaging Webinar Invitation Email

Prompt:

"Write a persuasive and engaging invitation email to encourage recipients to register for a live webinar on digital marketing trends."

What to Expect:

This prompt crafts an email that captures attention right away with an appealing subject line and opening, clearly explains what the webinar covers, why it's valuable, and

includes a strong call to action that motivates readers to register. It balances professional tone with excitement to build anticipation and maximize attendance.

Why It's Valuable:

Webinar success largely depends on compelling invitations that convey value and urgency. This prompt helps you avoid generic or bland invites by focusing on benefits and clarity, which in turn boosts sign-ups and engagement.

Example:

Subject: Don't Miss Out — Master Digital Marketing Trends in 2025!

Hi [Name],

Are you ready to stay ahead of the curve? Join our live webinar on [Date], where industry experts will reveal the hottest digital marketing trends shaping the future. Learn actionable strategies, get your questions answered, and network with professionals — all from the comfort of your home. Reserve your spot now — seats are limited!

Prompt 142: Writing an Author Bio for a Blog or Ebook

Prompt:

"Write a professional and approachable author bio for a health and wellness blogger."

What to Expect:

A short but impactful bio that highlights the author's expertise, passion, and personality. It establishes credibility while making a personal connection with readers, increasing trust and engagement. The tone is friendly yet authoritative, perfectly suited for websites, ebooks, or social media profiles.

Why It's Valuable:

An effective author bio builds rapport and encourages readers to follow or engage with content. This prompt eliminates uncertainty about what to include or how to sound professional without being stiff.

Example:

[Author Name] is a certified health coach and passionate wellness advocate dedicated to helping busy professionals live healthier, happier lives. Through practical tips and inspiring stories, [she/he] empowers readers to embrace balanced living with confidence. When not writing, [Author Name] enjoys yoga and exploring nature trails.

Prompt 143: Writing an FAQ Section for a Website

Prompt:

"Create a list of 8 frequently asked questions and detailed answers for an online language learning platform."

What to Expect:

Clear, customer-centric FAQs that address common doubts and concerns proactively. Answers are crafted to be informative, easy to understand, and reassuring, reducing

support inquiries and improving user satisfaction. The tone remains friendly and professional to enhance brand voice.

Why It's Valuable:

An FAQ section is crucial for improving user experience, addressing barriers to purchase or sign-up, and building trust. This prompt ensures you cover relevant questions while delivering helpful, confidence-building answers.

Example Questions & Answers:

- . **Q:** How do I choose the right course level?
A: We offer placement tests to help you find the perfect starting point based on your skills.
- . **Q:** Can I access lessons offline?
A: Yes! Download lessons to study anytime, even without internet connection.

Prompt 144: Writing an Influencer Collaboration Proposal

Prompt:

"Draft a professional and personalized email to propose a collaboration with a social media influencer for a new fashion line."

What to Expect:

A concise, respectful message that introduces your brand, highlights the mutual benefits of collaboration, and suggests next steps. The tone balances professionalism with warmth to

foster positive relationships and encourage responses. The email emphasizes why the influencer's audience aligns with your brand values.

Why It's Valuable:

Influencer outreach requires tact and clarity to stand out and get noticed. This prompt helps you make a compelling case for partnership without seeming pushy or generic, increasing chances of collaboration.

Example:

Subject: Exciting Collaboration Opportunity with [Brand Name]

Hi [Influencer Name],

I'm [Your Name] from [Brand], a fashion line committed to sustainable and stylish clothing. We love your authentic voice and think your audience would resonate with our values. We'd be thrilled to explore a collaboration that showcases our latest collection. Let's chat!

Prompt 145: Writing a Press Release for a New App Launch

Prompt:

"Compose a professional press release announcing the launch of a new productivity app designed for freelancers."

What to Expect:

A structured press release with a compelling headline, strong lead paragraph, detailed description of the app's

features and benefits, quotes from the creators, and clear instructions for media inquiries. The language is journalistic, engaging, and focused on newsworthiness.

Why It's Valuable:

A well-written press release is essential for attracting media attention, gaining coverage, and building credibility. This prompt ensures your announcement is clear, professional, and newsworthy.

Example Excerpt:

[City, Date] — Today marks the launch of [App Name], a revolutionary productivity app tailored specifically for freelancers seeking to optimize time management and project tracking. Developed by industry experts, the app offers customizable dashboards, automated invoicing, and seamless client communication. “Our mission is to empower freelancers to take control of their work-life balance,” said [Founder’s Name].

Prompt 146: Writing a Compelling Case Study

Prompt:

"Help me write a detailed case study showcasing how a small business increased customer retention through email marketing."

What to Expect:

A well-organized narrative featuring background information, the challenges faced, the implemented email

marketing strategy, measurable results, and key takeaways. The tone is professional and data-driven but easy to read, building credibility and inspiring readers.

Why It's Valuable:

Case studies demonstrate real-world success and build trust with potential clients or partners. This prompt guides you in creating a persuasive story that highlights your expertise and effectiveness.

Example Outline:

- Background: Introducing the business and context
- Challenge: Declining customer engagement and retention
- Strategy: Personalized email campaigns and segmentation
- Results: 25% increase in repeat purchases over six months
- Conclusion: Lessons learned and future plans

Prompt 147: Writing a Compelling Instagram Story Script

Prompt:

"Write a short and engaging script for an Instagram Story promoting a weekend flash sale on eco-friendly products."

What to Expect:

A lively, concise script broken into story slides that combine urgency, excitement, and clear calls to action,

designed to maximize immediate response and sales. The language is casual and relatable to match social media tone.

Why It's Valuable:

Instagram Stories are a powerful tool for time-sensitive promotions. This prompt helps you craft messages that feel authentic and prompt quick engagement, essential for successful flash sales.

Example:

Slide 1: “🌱 FLASH SALE ALERT! 🌱”

Slide 2: “All eco-friendly products 30% OFF this weekend only!”

Slide 3: “Swipe up to shop & make a difference 🌍✨”

Prompt 148: Writing a YouTube Video Description

Prompt:

"Create an SEO-optimized and engaging description for a YouTube video about beginner-friendly yoga poses."

What to Expect:

A detailed video description that summarizes content, includes relevant keywords, timestamps for easy navigation, and encourages viewers to like, comment, and subscribe. It balances informative and promotional elements to enhance video visibility and engagement.

Why It's Valuable:

Video descriptions significantly impact search rankings and viewer retention. This prompt ensures your descriptions are optimized and help attract the right audience while driving interaction.

Example:

“Discover easy beginner yoga poses to improve flexibility and reduce stress. In this video, we cover foundational asanas with step-by-step instructions. Perfect for newcomers or anyone looking to refresh their practice. 🕒 Timestamps: 0:30 – Mountain Pose, 2:00 – Downward Dog... Don’t forget to like, comment your favorite pose, and subscribe for weekly yoga tips!”

Prompt 149: Writing a Persuasive LinkedIn Article

Prompt:

"Write a persuasive LinkedIn article about the importance of emotional intelligence in leadership."

What to Expect:

A professional, insightful article highlighting key concepts of emotional intelligence (EQ), its impact on leadership effectiveness, and actionable tips for development. The tone is authoritative yet approachable, appealing to business professionals and leaders.

Why It’s Valuable:

LinkedIn articles can establish thought leadership and foster professional connections. This prompt helps you

communicate complex ideas clearly and compellingly to your network.

Example:

“Emotional intelligence is no longer a ‘nice-to-have’ skill for leaders — it’s essential. Leaders with high EQ inspire trust, foster collaboration, and drive innovation by understanding and managing their emotions and those of their teams. Here are five ways to cultivate EQ and lead with empathy...”

Prompt 150: Writing a Content Repurposing Plan

Prompt:

"Create a detailed plan to repurpose a 2,000-word blog post about sustainable living into multiple content formats."

What to Expect:

A strategic plan outlining how to transform the core blog post into various formats such as social media posts, infographics, short videos, podcasts, email newsletters, and downloadable guides. It maximizes content reach and engagement across platforms, catering to different audience preferences.

Why It's Valuable:

Content repurposing increases ROI on your work by adapting it for diverse channels and audiences. This prompt provides a clear roadmap to diversify your content marketing efficiently.

Example Plan:

- Break blog post into 5 social media tips posts
- Design an infographic summarizing key statistics
- Record a 5-minute podcast episode discussing main ideas
- Create an email series highlighting sustainable habits
- Offer a downloadable checklist as a lead magnet

Category 4 — Social Media Growth (Prompts #151-160)

Description:

This category empowers you to grow your social media presence strategically. From crafting viral posts and engaging captions to building follower interaction and mastering platform-specific tricks, these prompts help you unlock the full potential of ChatGPT-5 as your social media growth partner.

What to Expect:

Prompts focused on increasing engagement, designing compelling content, scheduling posts, understanding analytics, and expanding your reach organically and through paid strategies.

Value:

Master the art and science of social media growth with AI-crafted content that saves you time, increases your visibility, and builds an authentic community around your brand.

Prompt 151: Viral Tweet Ideas

Prompt:

"Generate 10 witty and shareable tweet ideas for a tech startup announcing a new AI product."

What to Expect:

Highly engaging, concise tweets designed to spark curiosity, humor, or excitement that encourages retweets,

likes, and replies. These tweets balance information with entertainment to fit Twitter's fast-paced style.

Example:

- "Our AI just got smarter — now it can finish your coffee... almost. ☕🤖 #TechMagic"
- "Who needs a crystal ball when you have our AI? Predicting your next move since 2025! 🌌 #AIRevolution"

Pro Tip:

Use relevant trending hashtags but avoid overloading. Keep tweets under 280 characters with clear calls to action or questions to invite replies.

Prompt 152: Instagram Carousel Post Outline

Prompt:

"Outline a 7-slide Instagram carousel explaining '5 Ways to Boost Your Productivity with AI Tools'."

What to Expect:

A structured slide-by-slide plan that breaks down the topic into digestible chunks, combining tips with engaging visuals or captions. Perfect for educating followers while encouraging them to swipe through all slides.

Example Outline:

1. Cover slide with catchy title
2. Tip 1: Automate repetitive tasks
3. Tip 2: Use AI for scheduling

4. Tip 3: AI-powered note-taking apps
5. Tip 4: Smart email filtering
6. Tip 5: Virtual AI assistants
7. Call to action: "Save & share if you found this useful!"

Pro Tip:

Keep each slide visually clean and text concise. Use bold headers and icons to draw attention. End with a strong CTA to increase shares and saves.

Prompt 153: Crafting Engaging LinkedIn Posts

Prompt:

"Write 5 LinkedIn post drafts that share lessons learned from launching a startup."

What to Expect:

Professional and relatable posts sharing authentic insights, challenges, and successes that encourage meaningful interactions like comments and shares among business audiences.

Example:

- "Lesson #1: Adaptability is your greatest asset. When the unexpected happens, pivot fast and learn faster.
#StartupLife"

Pro Tip:

Include a question at the end to prompt readers to share their experiences or opinions, boosting engagement. Use relevant hashtags but keep them professional.

Prompt 154: TikTok Video Script Ideas

Prompt:

"Suggest 7 creative and trendy TikTok video scripts for a fitness coach promoting quick home workouts."

What to Expect:

Short, catchy scripts with hooks, calls to action, and a mix of educational and entertaining content designed to capitalize on TikTok trends and formats.

Example:

"30-second morning stretch challenge — no equipment needed! Can you keep up? Tag a friend who should try this!"

Pro Tip:

Keep videos under 60 seconds for maximum retention. Use popular music and hashtags to increase discoverability. Incorporate challenges or duets to encourage participation.

Prompt 155: Crafting Facebook Group Engagement Posts

Prompt:

"Write 5 engaging posts that encourage interaction in a Facebook group about digital marketing."

What to Expect:

Posts designed to spark conversation, share insights, or prompt community members to share their own experiences and questions. The tone is supportive and inclusive.

Example:

“What’s your biggest challenge with content marketing right now? Let’s brainstorm solutions together!”

Pro Tip:

Use open-ended questions and polls. Tag active members to boost replies and foster a sense of community.

Prompt 156: YouTube Video Title Suggestions**Prompt:**

"Generate 10 catchy, SEO-friendly titles for a YouTube channel focused on personal finance tips."

What to Expect:

Titles optimized with keywords and designed to attract clicks while clearly conveying the video’s value proposition.

Example:

- “5 Simple Budgeting Hacks You Wish You Knew Sooner”
- “How I Paid Off \$20K in Debt in One Year – My Exact Plan”

Pro Tip:

Use numbers, power words, and keywords. Keep titles under 60 characters for full display in search results.

Prompt 157: Writing Poll Questions for Instagram Stories**Prompt:**

"Create 7 engaging poll questions to ask followers on Instagram Stories about their social media habits."

What to Expect:

Fun, relatable questions designed to encourage interaction and gather insights about your audience's preferences and behaviors.

Example:

- "Do you prefer posting photos or videos? 📷🎥"
- "How often do you check Instagram daily? 1-3 times / 4+ times"

Pro Tip:

Keep questions simple and quick to answer. Use emojis and casual language to increase participation.

Prompt 158: Writing Twitter Hashtag Strategy Advice

Prompt:

"Provide a detailed guide on creating an effective hashtag strategy for Twitter growth."

What to Expect:

Step-by-step advice on researching, selecting, and using hashtags to increase reach and engagement while avoiding spammy or irrelevant tags.

Example Points:

- Research trending and niche hashtags
- Combine popular and less competitive tags

- Limit hashtags to 1-3 per tweet for best engagement

Pro Tip:

Analyze competitor hashtag usage and track performance with analytics tools to refine your strategy over time.

Prompt 159: Writing a Social Media Content Repurposing Plan

Prompt:

"Outline how to repurpose one blog post into content for Twitter, Instagram, LinkedIn, and TikTok."

What to Expect:

A detailed plan explaining how to adapt core content into platform-specific formats such as tweet threads, carousel posts, article summaries, and short videos to maximize reach.

Example:

- Twitter: 5-tweet thread with key stats and insights
- Instagram: Carousel post with visuals highlighting main points
- LinkedIn: Long-form article summarizing the blog's message
- TikTok: 60-second explainer video with animated text

Pro Tip:

Tailor tone and format to each platform's culture and audience. Use platform analytics to determine what content type performs best.

Prompt 160: Writing Instagram Bio Options

Prompt:

"Generate 5 creative and clear Instagram bio options for a freelance graphic designer."

What to Expect:

Short, punchy bios that showcase personality, skills, and contact info, designed to attract potential clients and collaborators.

Example:

- “🎨 Freelance Graphic Designer | Turning ideas into visuals | DM for collabs & projects”
- “Creative mind crafting logos & branding | Helping businesses stand out | Let’s connect!”

Pro Tip:

Include a call to action like “DM for inquiries” or a link to your portfolio. Use emojis sparingly to enhance readability and personality.

Prompt 161: Creating a Social Media Crisis Management Statement

Prompt:

"Write a professional and empathetic crisis management statement for a brand responding to a customer complaint going viral on social media."

What to Expect:

A carefully worded message that acknowledges the issue, expresses genuine concern, outlines steps being taken to resolve it, and reassures the audience. The tone should be transparent, humble, and solution-focused to maintain trust and calm the situation.

Example:

“We sincerely apologize for the inconvenience caused by [issue]. We are actively investigating and committed to resolving this promptly. Your feedback is invaluable, and we appreciate your patience as we work to improve.”

Pro Tip:

Respond quickly but thoughtfully. Avoid defensive language and commit to follow-up updates to demonstrate accountability.

Prompt 162: Writing a Weekly Social Media Analytics Report

Prompt:

"Generate a detailed weekly analytics report template for a brand's Instagram account including engagement, reach, follower growth, and top-performing posts."

What to Expect:

A structured, easy-to-understand report format highlighting key metrics with brief insights and

recommendations for the upcoming week. This report helps stakeholders track progress and inform content strategy.

Example Sections:

- Overview: Total followers, growth rate
- Engagement: Likes, comments, shares, engagement rate
- Reach: Impressions and unique accounts reached
- Top Posts: Highlights with performance data
- Recommendations: Suggested content or tactics for next week

Pro Tip:

Use visuals like charts or graphs for clarity. Compare current data with previous periods to identify trends.

Prompt 163: Crafting a Giveaway Announcement Post

Prompt:

"Write an exciting and clear Instagram giveaway post to increase followers and engagement."

What to Expect:

A post that details the giveaway prize, entry rules, deadlines, and encourages tagging friends or sharing the post to boost reach. The tone is enthusiastic and motivating.

Example:

🎉 GIVEAWAY TIME! 🎉 Win a \$100 gift card to shop your favorite items. To enter:

1. Follow us @brandname

2. Like this post

3. Tag 3 friends in the comments!

Winner announced on [Date]. Good luck! 🍀

Pro Tip:

Keep rules simple and transparent. Use branded hashtags and pin the post for visibility during the giveaway.

Prompt 164: Writing Social Media Collaboration Announcement

Prompt:

"Create an engaging post announcing a collaboration between two brands for an upcoming product launch."

What to Expect:

A post that builds excitement around the partnership, highlights the unique value of the collaboration, and invites followers to stay tuned for launch details. The tone is upbeat and community-focused.

Example:

We're thrilled to partner with @brandpartner to bring you something amazing! Together, we're launching a limited-edition product that combines the best of both worlds. Stay tuned for sneak peeks and exclusive offers!

Pro Tip:

Tag collaborators and encourage cross-promotion. Use countdown stickers or teasers to build anticipation.

Prompt 165: Writing a Social Media Caption for User-Generated Content (UGC)

Prompt:

"Write a warm and appreciative caption for sharing a follower's photo featuring your product."

What to Expect:

A caption that celebrates the customer, thanks them for their support, and encourages other followers to share their experiences. It builds community and trust.

Example:

We love seeing how you style our products! Huge thanks to @username for this gorgeous shot. Want to be featured? Tag us in your photos for a chance to shine! ✨

Pro Tip:

Always get permission before reposting UGC. Personalize captions to make customers feel special and valued.

Prompt 166: Creating an Instagram Highlight Cover Text Ideas

Prompt:

"Suggest 8 clear and catchy text ideas for Instagram Highlight covers for a food blogger."

What to Expect:

Simple, readable phrases or words that organize content into categories and help visitors quickly find what interests

them. The ideas balance creativity with clarity.

Example:

- Recipes
- Tips & Tricks
- Reviews
- Behind Scenes
- Favorites
- Tutorials
- Q&A
- Events

Pro Tip:

Use consistent font and style in covers for cohesive branding. Keep text short to fit cleanly on icons.

Prompt 167: Writing a Social Media Bio for a New Brand

Prompt:

"Create 5 unique and compelling Instagram bio options for a startup selling eco-friendly products."

What to Expect:

Bios that clearly communicate brand mission, unique selling points, and calls to action, designed to attract followers who share sustainability values.

Example:

- “🌿 Eco-friendly essentials for a cleaner planet | Join us on the green journey ♻️”

- “Sustainable products made with love | Helping you live greener every day 🌱”

Pro Tip:

Include emojis to convey personality but keep it professional. Add a link or CTA like “Shop now” or “Learn more.”

Prompt 168: Writing Twitter Thread Ideas for Engagement

Prompt:

"Generate 5 ideas for Twitter threads that encourage high engagement on a tech news account."

What to Expect:

Thread ideas that inform, entertain, or invite discussion, structured to provide value and invite follower interaction such as retweets, replies, and likes.

Example Ideas:

- “Top 10 tech innovations in 2025 that will change the world”
- “A day in the life of a software engineer — behind the scenes”
- “Debunking common myths about AI”

Pro Tip:

Start threads with a hook question or bold statement. Use images, GIFs, or polls to boost engagement.

Prompt 169: Writing Facebook Ad Copy for Lead Generation

Prompt:

"Write persuasive Facebook ad copy promoting a free ebook download to grow an email list."

What to Expect:

Short, benefit-driven copy with a strong CTA that highlights what the audience will gain by downloading the ebook. It's designed to drive clicks and conversions.

Example:

"Ready to boost your productivity? Download our FREE ebook packed with 10 proven hacks to get more done in less time. Grab your copy now!"

Pro Tip:

Use compelling visuals and A/B test different headlines and CTAs to optimize ad performance.

Prompt 170: Creating a Hashtag List for Instagram Growth

Prompt:

"Generate a tailored list of 20 relevant hashtags for an Instagram account focused on handmade jewelry."

What to Expect:

A mix of broad, niche, and branded hashtags that increase post discoverability among target audiences interested in

handmade and artisanal products.

Example Hashtags:

#HandmadeJewelry #ArtisanCrafts #JewelryLovers
#BohoStyle #SupportSmallBusiness #UniqueAccessories
#JewelryDesign

Pro Tip:

Rotate hashtags regularly and analyze which bring the most engagement. Avoid banned or overly generic tags that reduce reach.

Prompt 171: Writing a LinkedIn Poll Question to Increase Engagement

Prompt:

"Create an engaging LinkedIn poll question related to remote work challenges, with 4 answer options."

What to Expect:

A thoughtfully crafted poll question that resonates with professionals experiencing remote work challenges. It encourages participation by addressing relevant, relatable issues and offering clear, diverse response options.

Example:

Question: What's your biggest challenge when working remotely?

- Staying focused
- Managing work-life balance
- Communication with the team

- Access to resources

Pro Tip:

Keep the poll relevant to your audience's pain points. Engage with comments to deepen conversation and increase visibility.

Prompt 172: Writing an Engaging Instagram Reel Caption

Prompt:

"Write a fun and catchy caption for an Instagram Reel showing a before-and-after room makeover."

What to Expect:

A lively, descriptive caption that highlights the transformation, invites viewers to watch the full Reel, and encourages interaction through questions or emojis.

Example:

"From drab to fab! ✨ Swipe to see this stunning room makeover — would you try this style? Let us know below! 🛋️
💬 #RoomTransformation"

Pro Tip:

Use calls to action like "comment your thoughts" or "tag a friend who'd love this" to boost engagement. Hashtags related to home decor will help reach the right audience.

Prompt 173: Writing a Twitter Reply Template for

Customer Support

Prompt:

"Draft a polite and helpful Twitter reply template for handling customer complaints publicly."

What to Expect:

A professional, empathetic, and concise response that acknowledges the complaint, offers a solution or next steps, and invites the customer to continue the conversation privately if needed.

Example:

"Hi @[username], we're sorry to hear about your experience. Please DM us your order details so we can assist you further and resolve this ASAP."

Pro Tip:

Always respond quickly on public forums to show attentiveness. Avoid sharing sensitive info publicly; shift to private messages when appropriate.

Prompt 174: Creating a Content Theme for a Month on Instagram

Prompt:

"Plan a 4-week Instagram content theme for a vegan food brand, with weekly topics and content ideas."

What to Expect:

A well-structured month-long theme broken into weekly focus areas with content suggestions like recipes, tips, testimonials, and behind-the-scenes, designed to build audience interest and consistency.

Example:

- Week 1: Easy vegan recipes for beginners
- Week 2: Nutritional benefits of plant-based eating
- Week 3: Customer success stories
- Week 4: Cooking tips and ingredient spotlights

Pro Tip:

Use consistent hashtags and branded visuals to create a cohesive feed. Schedule posts for optimal times based on audience insights.

Prompt 175: Writing a Call to Action for YouTube End Screens

Prompt:

"Create 5 different CTAs to encourage viewers to subscribe and watch more videos on a YouTube channel."

What to Expect:

Clear, motivating, and concise calls to action that can be used at the end of videos or on end screens to increase subscriber count and video views.

Example:

- "Enjoyed this video? Hit subscribe and don't miss what's next!"

- “Like what you see? Click subscribe and check out our latest videos!”

Pro Tip:

Combine CTAs with visually appealing end screens. Tailor your message to the video’s content and audience preferences for best results.

Prompt 176: Writing a Caption for a LinkedIn Milestone Post

Prompt:

"Write a professional LinkedIn caption celebrating a company’s 5-year anniversary."

What to Expect:

A heartfelt yet businesslike message that thanks customers, employees, and partners, highlights key achievements, and expresses excitement for future growth.

Example:

“Today marks 5 incredible years of innovation and growth. Thank you to our dedicated team, loyal customers, and partners for making this journey possible. Here’s to many more years of success and impact!”

Pro Tip:

Include photos or videos from the company’s history. Encourage followers to share their experiences or congratulations in comments.

Prompt 177: Writing an Instagram Giveaway Rules Post

Prompt:

"Draft clear and concise rules for an Instagram giveaway post to comply with platform guidelines."

What to Expect:

A well-organized set of rules that explain eligibility, how to enter, prize details, deadlines, and any legal disclaimers, ensuring transparency and compliance.

Example:

"To enter:

- Follow @brandname
- Like this post
- Tag 2 friends in the comments

Giveaway ends on [date]. Open to residents of [countries]. Winner will be announced via DM. This giveaway is not affiliated with Instagram."

Pro Tip:

Pin the rules post for easy access. Use simple language and avoid ambiguity to prevent confusion or disputes.

Prompt 178: Writing a Twitter Bio for a Personal Brand

Prompt:

"Create 5 engaging Twitter bio options for a personal finance coach."

What to Expect:

Bios that clearly communicate expertise, personality, and value proposition in a concise way, tailored to attract followers interested in finance tips.

Example:

- "Helping you master your money 💰 | Personal finance coach | Budget smarter, live better"
- "Money mindset + practical tips for financial freedom | Coach & speaker"

Pro Tip:

Use keywords people might search for. Emojis can add personality but don't overdo it. Include a link to your website or newsletter.

Prompt 179: Writing an Engaging TikTok Hashtag Strategy Explanation

Prompt:

"Explain the best hashtag strategy for growing a TikTok account focused on DIY crafts."

What to Expect:

A comprehensive guide explaining how to research, select, and rotate hashtags that attract your target audience, balance popular and niche tags, and increase content discoverability on TikTok's algorithm.

Example:

“Start with a mix of trending hashtags like #DIY, #Crafts, and more specific ones like #PaperCrafts or #UpcycledArt. Use about 3-5 hashtags per video, rotate regularly, and monitor which tags drive the most views.”

Pro Tip:

Engage with hashtags by liking and commenting on videos within those tags to boost your visibility. Stay updated on trending challenges or hashtags to capitalize on timely content.

Prompt 180: Writing a Facebook Group Welcome Message**Prompt:**

"Write a warm and inviting welcome message for new members joining a Facebook group about entrepreneurship."

What to Expect:

A friendly, motivating message that thanks new members for joining, outlines group rules, encourages introductions, and sets a positive tone for active participation.

Example:

“Welcome to the [Group Name]! We’re excited to have you here among passionate entrepreneurs. Feel free to introduce yourself, share your goals, and ask questions. Remember to respect everyone and keep the space supportive. Let’s grow together!”

Pro Tip:

Pin the welcome message and include links to important resources or group guidelines. Encourage members to engage by tagging others or participating in polls.

Prompt 181: Writing Instagram Caption Ideas for Product Launch**Prompt:**

"Generate 7 creative and engaging Instagram caption ideas to announce the launch of a new skincare product."

What to Expect:

Captions that blend excitement, product benefits, and calls to action to entice followers to learn more or make a purchase. The tone varies from fresh and friendly to professional and informative, fitting different brand voices.

Example:

- "Glow up starts here! ✨ Meet our new [Product Name], designed to hydrate and brighten your skin naturally. Ready to try? Link in bio!"
- "Say hello to your new skincare hero 🦸 Launching today — grab yours before it's gone!"

Pro Tip:

Use a mix of emojis and hashtags related to skincare. Encourage followers to tag friends or share their first impressions to boost reach.

Prompt 182: Writing Twitter Thread Summarizing a Webinar

Prompt:

"Create a 10-tweet thread summarizing the key takeaways from a recent webinar about remote team management."

What to Expect:

A concise, organized thread that distills important points, actionable tips, and notable quotes from the webinar, designed to share valuable insights with followers who couldn't attend.

Example Outline:

1. Intro: Webinar topic and speaker
2. Key challenge: Communication barriers
3. Tip #1: Use asynchronous tools
4. Tip #2: Schedule regular check-ins
- ...
5. Conclusion and link to the full webinar replay

Pro Tip:

Use clear numbering and hashtags like #RemoteWork to increase discoverability. Include visuals or quotes to enhance engagement.

Prompt 183: Writing Facebook Event Description

Prompt:

"Write a compelling Facebook event description for a virtual workshop on social media marketing."

What to Expect:

An engaging and informative description that highlights what attendees will learn, the date/time, speakers, and how to register. The tone is inviting and professional, encouraging sign-ups.

Example:

Join us on [Date] for a free virtual workshop on mastering social media marketing! Learn strategies to grow your brand, boost engagement, and create compelling content. Our expert speakers will share tips and answer your questions live. Reserve your spot today!

Pro Tip:

Include a clear CTA and link to the registration page. Use bullet points for easy reading.

Prompt 184: Writing a Pinterest Pin Description for a DIY Craft

Prompt:

"Create an SEO-friendly and engaging Pinterest pin description for a DIY paper flower tutorial."

What to Expect:

A description that includes keywords relevant to crafting and DIY, highlights the benefits of the tutorial, and encourages users to save or click through for the full instructions.

Example:

Learn how to make beautiful DIY paper flowers with this easy step-by-step tutorial! Perfect for home decor, gifts, or party decorations. Pin now and start crafting your own floral masterpieces today!

Pro Tip:

Use relevant keywords naturally to improve search visibility. Add a call to action like “Pin it now” or “Try this craft today.”

Prompt 185: Writing a Social Media Caption for Throwback Thursday (#TBT)

Prompt:

"Write a nostalgic and engaging caption for a #ThrowbackThursday post showing a company's early days."

What to Expect:

A warm and reflective caption that tells a story, shares progress, and expresses gratitude for the journey and supporters.

Example:

Throwing it back to our humble beginnings! From a small garage to a global brand — thanks to everyone who's been part of this amazing journey. Here's to many more milestones ahead! #TBT

Pro Tip:

Use hashtags like #ThrowbackThursday and brand-specific tags. Encourage followers to share their own stories or

memories.

Prompt 186: Writing a TikTok Video Hook Script

Prompt:

"Write a compelling 5-second hook script to grab viewers' attention in a TikTok video about quick cooking hacks."

What to Expect:

An attention-grabbing intro that sparks curiosity or promises immediate value, compelling viewers to watch the full video.

Example:

"Want to chop onions without tears? Watch this!"

Pro Tip:

Hooks should be energetic and visually supported with clear demonstrations. Start with a question or bold statement.

Prompt 187: Writing a YouTube Channel About Section

Prompt:

"Write a clear and engaging 'About' section for a YouTube channel dedicated to travel vlogging."

What to Expect:

A concise summary that explains the channel's focus, the creator's passion, and what viewers can expect, inviting subscriptions.

Example:

Welcome to [Channel Name]! Join me as I explore breathtaking destinations, uncover hidden gems, and share travel tips to inspire your next adventure. Subscribe for weekly videos and let's discover the world together!

Pro Tip:

Include keywords related to travel and adventure for SEO. End with a call to subscribe.

Prompt 188: Writing an Instagram Caption for a Motivational Quote**Prompt:**

"Create an uplifting Instagram caption to accompany a motivational quote graphic."

What to Expect:

A positive, encouraging caption that expands on the quote's message and invites followers to reflect or share their thoughts.

Example:

"Every great journey begins with a single step. Keep pushing forward, no matter how small the progress. What's one goal you're working toward today? 💪✨"

Pro Tip:

Use hashtags like #MotivationMonday or #InspirationDaily to reach a broader audience. Engage by asking questions.

Prompt 189: Writing a LinkedIn Summary for a Marketing Consultant

Prompt:

"Craft a professional and approachable LinkedIn summary for a freelance marketing consultant."

What to Expect:

A summary that highlights expertise, key skills, achievements, and what the consultant offers clients, written in a personable tone to attract potential clients.

Example:

I'm a freelance marketing consultant with over 8 years helping businesses grow their brand and customer base through data-driven strategies and creative campaigns. Passionate about digital marketing, I specialize in content creation, SEO, and social media management. Let's connect and elevate your marketing game!

Pro Tip:

Use first-person narrative for warmth. Include measurable results or client successes when possible.

Prompt 190: Writing a Facebook Post to Announce New Blog Content

Prompt:

"Write a catchy and informative Facebook post announcing a new blog post about sustainable living tips."

What to Expect:

A post that summarizes the blog's key points, highlights the value for readers, and includes a link and call to action to read and share.

Example:

Looking to live more sustainably? Our latest blog post shares 10 easy tips to reduce your carbon footprint and embrace eco-friendly habits. Check it out and start making a difference today! [link]

Pro Tip:

Use engaging images or graphics to accompany the post. Encourage followers to comment their own tips or questions.

Prompt 191: Writing a Twitter Thread to Explain a Complex Topic**Prompt:**

"Create a 12-tweet thread breaking down the basics of blockchain technology for beginners."

What to Expect:

A clear, beginner-friendly breakdown that uses simple language and relatable analogies to explain blockchain concepts step-by-step. The thread is designed to educate and spark interest among followers new to the topic.

Example Outline:

1. What is blockchain?
2. How does it work?

3. The role of miners
4. What are blocks?
5. Why is it secure?
6. Uses beyond cryptocurrency
7. Benefits of decentralization
8. Common misconceptions
9. How to get started
10. Risks to be aware of
11. Future potential
12. Summary & resources

Pro Tip:

Use numbered tweets and include visuals or GIFs to illustrate complex points. End with a question to encourage replies.

Prompt 192: Crafting a Facebook Post for Customer Testimonials

Prompt:

"Write a compelling Facebook post that highlights customer testimonials for a local bakery."

What to Expect:

An engaging post that showcases positive reviews, thanks customers, and encourages others to share their experiences or visit the bakery. The tone is warm and community-focused.

Example:

We're so grateful for our amazing customers! Here's what Sarah had to say about our sourdough bread: "Best I've ever had — crusty, flavorful, and fresh every time!" Share your favorite treat with us in the comments or stop by for a taste!

Pro Tip:

Tag customers if possible and use photos of the products or happy customers to boost authenticity.

Prompt 193: Writing Instagram Story Scripts for Product Features

Prompt:

"Generate 5 Instagram Story scripts highlighting different features of a new fitness tracker."

What to Expect:

Short, engaging scripts designed to be delivered in quick clips that showcase product benefits, usability, and encourage swipe-up actions or link clicks.

Example:

"Track your heart rate 24/7 — stay on top of your health goals effortlessly! 💖 Swipe up to learn more."

Pro Tip:

Use stickers, polls, and swipe-up links to make stories interactive. Keep scripts conversational and relatable.

Prompt 194: Creating a Social Media Caption to Promote a Webinar Replay

Prompt:

"Write an enticing caption for Instagram promoting a replay of a marketing webinar."

What to Expect:

A persuasive message that highlights what viewers will learn, reassures them they can watch anytime, and includes a clear link or CTA to the replay.

Example:

Missed our live webinar on marketing hacks? No worries — the full replay is available now! Learn how to boost your brand and sales from the comfort of your home. Link in bio!

**Pro Tip:**

Use urgency by mentioning limited-time access. Include relevant hashtags and a clear CTA.

Prompt 195: Writing a LinkedIn Post to Celebrate Team Achievements**Prompt:**

"Write a professional LinkedIn post celebrating a team's successful completion of a major project."

What to Expect:

A proud yet humble message recognizing hard work, collaboration, and impact, while thanking team members and stakeholders. The tone is positive and motivational.

Example:

Proud to announce that our team successfully delivered [Project Name] ahead of schedule! Huge thanks to everyone involved for your dedication and teamwork. Looking forward to tackling the next challenge together!

Pro Tip:

Include photos or project highlights. Tag team members to increase visibility and engagement.

Prompt 196: Writing an Instagram Caption for Behind-the-Scenes Content**Prompt:**

"Create a casual and engaging caption for an Instagram post showing behind-the-scenes footage of a photoshoot."

What to Expect:

A relaxed, inviting caption that gives followers a glimpse into the creative process, builds connection, and invites comments or questions.

Example:

Behind the scenes magic! 🎬 Here's a sneak peek of our latest photoshoot — can't wait to share the final shots. What do you think we're working on? 🤔📸

Pro Tip:

Use emojis and ask a question to spark interaction. Tag collaborators or locations for added reach.

Prompt 197: Writing a YouTube Video Description for SEO

Prompt:

"Write a detailed and keyword-rich description for a YouTube video about beginner yoga poses."

What to Expect:

An informative description including key terms related to yoga, pose names, benefits, and timestamps if applicable, designed to improve search rankings and viewer understanding.

Example:

Welcome to your beginner yoga class! In this video, we'll cover essential yoga poses such as Downward Dog, Child's Pose, and Warrior II to build flexibility and strength. Perfect for newcomers to yoga. Don't forget to subscribe for more wellness tips!

Pro Tip:

Include links to your social media or website, relevant hashtags, and calls to subscribe or comment.

Prompt 198: Writing a Tweet to Announce a Podcast Episode

Prompt:

"Create a tweet announcing the release of a new podcast episode about digital marketing trends."

What to Expect:

A concise, engaging tweet that highlights the episode's theme, guest speaker, or key insights, with a link to listen.

Example:

New episode alert! 🎙️ Dive into the latest digital marketing trends with expert guest @name. Learn what's shaping 2025 and how to stay ahead. Listen now: [link]
#MarketingTips

Pro Tip:

Use relevant hashtags and tag guests or collaborators to increase reach. Include an eye-catching image or audiogram.

Prompt 199: Writing a Facebook Group Discussion Starter

Prompt:

"Write a post to spark discussion in a Facebook group about remote work tools."

What to Expect:

A question or statement designed to encourage group members to share their favorite remote work tools, tips, or challenges, fostering engagement and knowledge exchange.

Example:

What's your go-to tool for staying productive while working remotely? Share your favorites and why you love them! Let's help each other work smarter.

Pro Tip:

Follow up on comments to keep the conversation alive.
Use polls or ask for recommendations to increase interaction.

Prompt 200: Writing an Instagram Caption for a Charity Campaign**Prompt:**

"Write an inspiring caption to promote an Instagram charity fundraiser campaign."

What to Expect:

A heartfelt and motivating caption that explains the cause, how followers can help, and encourages sharing and donations.

Example:

Together, we can make a difference. Join our fundraiser to support [cause] and help change lives. Every donation counts — link in bio to give and share! ❤️🌍 #GiveBack

Pro Tip:

Use impactful images or videos. Tag related organizations or influencers to amplify reach.

Category 5 — Education & Learning (Prompts #201-250)**Description:**

This category is designed to empower students, educators, and lifelong learners by harnessing ChatGPT-5's capabilities

for effective studying, lesson planning, course creation, and knowledge retention. Whether you want to break down complex concepts, generate quizzes, or develop personalized study schedules, these prompts will transform how you approach education.

What to Expect:

A diverse range of prompts that assist with simplifying academic topics, creating interactive learning materials, generating test questions, designing lesson plans, and offering personalized tutoring support. ChatGPT-5 acts as your ultimate educational companion, providing clear, accurate, and adaptable content.

Value:

By using these prompts, educators can save hours of prep time and create engaging lessons, while students can deepen understanding, improve retention, and excel in their studies with tailored learning tools. This category bridges the gap between traditional education and AI-driven personalized learning.

Prompt 201: Explaining Complex Concepts in Simple Terms

Prompt:

"Explain the theory of relativity in simple terms suitable for a high school student."

What to Expect:

An easy-to-understand explanation breaking down Einstein's theory into digestible pieces using everyday language and relatable analogies, making a challenging topic approachable.

Example:

"Imagine you're on a train moving very fast and you shine a flashlight ahead. According to relativity, the speed of light is always the same no matter how fast the train is going. This changes how we think about time and space..."

Pro Tip:

Ask ChatGPT to provide analogies or visual examples for complex topics to boost comprehension.

Prompt 202: Creating Multiple-Choice Quiz Questions

Prompt:

"Generate 10 multiple-choice questions with answers on the American Civil War for a middle school history quiz."

What to Expect:

Well-structured questions with four answer options each, clearly identifying the correct answer, designed to test knowledge and comprehension.

Example:

Q1: When did the American Civil War begin?

a) 1861

b) 1776

c) 1914

d) 1492

Answer: a) 1861

Pro Tip:

Customize question difficulty by asking for “easy,” “medium,” or “challenging” questions. Use quizzes as interactive study tools.

Prompt 203: Designing a Weekly Study Schedule

Prompt:

"Create a detailed weekly study schedule for a college student preparing for finals in biology, math, and literature."

What to Expect:

A balanced timetable that allocates focused study sessions for each subject, includes breaks, and recommends revision and practice periods based on urgency and difficulty.

Example:

Monday: 2 hours Biology (Cell Structure), 1-hour Math practice

Tuesday: 1.5 hours Literature reading, 1-hour Math problem sets

...

Pro Tip:

Incorporate regular review days and flexibility for unexpected tasks. Ask ChatGPT to adjust the schedule based on your preferred study times.

Prompt 204: Summarizing Academic Articles

Prompt:

"Summarize the key findings of a scientific article about climate change impacts on agriculture."

What to Expect:

A concise yet comprehensive summary highlighting main points, methodology, and conclusions, suitable for quick review or citation.

Example:

"The article finds that rising temperatures and changing rainfall patterns are reducing crop yields globally, particularly affecting maize and wheat production..."

Pro Tip:

Provide the article text or key excerpts for more accurate summaries. Request bullet points for clarity.

Prompt 205: Creating Flashcards for Vocabulary Learning

Prompt:

"Generate 20 flashcards with English vocabulary words and their definitions for beginner ESL learners."

What to Expect:

Pairs of words and simple definitions or example sentences that are ideal for memorization and self-testing.

Example:

Word: "Apple"

Definition: "A round fruit that is usually red or green and grows on trees."

Pro Tip:

Include pronunciation tips or images if possible to enhance retention. Use spaced repetition techniques to optimize learning.

Prompt 206: Writing Lesson Plans for Teachers

Prompt:

"Create a 1-hour lesson plan on photosynthesis for 9th-grade biology students including objectives, activities, and assessments."

What to Expect:

A structured plan with clear learning objectives, engaging activities (like experiments or videos), and evaluation methods to measure understanding.

Example Outline:

- Objective: Understand the process of photosynthesis
- Activity: Interactive diagram labeling
- Assessment: Short quiz on key terms

Pro Tip:

Ask ChatGPT to tailor lesson plans to different learning styles (visual, auditory, kinesthetic).

Prompt 207: Generating Essay Outlines**Prompt:**

"Create an outline for a persuasive essay on the benefits of renewable energy."

What to Expect:

A logical structure including introduction, thesis statement, supporting arguments with evidence, counterarguments, and conclusion.

Example Outline:

- I. Introduction
- II. Importance of reducing carbon emissions
- III. Economic benefits of renewable energy
- IV. Addressing common criticisms
- V. Conclusion

Pro Tip:

Use the outline as a roadmap to write efficiently. Request examples of thesis statements to strengthen your essay.

Prompt 208: Creating Practice Math Problems**Prompt:**

"Generate 15 algebra practice problems with answers for high school students."

What to Expect:

A variety of problems ranging from solving linear equations to factoring quadratic expressions, with detailed solutions.

Example:

Solve for x : $3x + 5 = 20$

Answer: $x = 5$

Pro Tip:

Request step-by-step solutions to aid learning. Customize difficulty based on student level.

Prompt 209: Preparing Study Guides for Exams**Prompt:**

"Create a comprehensive study guide for the U.S. Constitution including key amendments and principles."

What to Expect:

A well-organized summary covering important articles, amendments, landmark cases, and foundational principles with explanations.

Example Sections:

- Preamble overview
- Bill of Rights summary
- Separation of powers
- Federalism

Pro Tip:

Use bullet points and charts for clarity. Include suggested further readings or videos.

Prompt 210: Writing Motivational Messages for Students

Prompt:

"Write 10 motivational quotes or messages to inspire high school students during exam season."

What to Expect:

Encouraging, positive statements aimed at reducing stress, boosting confidence, and promoting persistence.

Example:

"Believe in yourself — every small step you take today brings you closer to your goals."

Pro Tip:

Use these messages in study apps, classroom boards, or social media for ongoing encouragement.

Prompt 211: Creating Interactive Quizzes for Student Engagement

Prompt:

"Design a 10-question interactive quiz on world geography, including multiple-choice and true/false questions."

What to Expect:

A mix of question types that test knowledge about countries, capitals, landmarks, and physical features, crafted to keep students engaged and motivated to learn.

Example:

Q1: What is the capital of Australia?

- a) Sydney
- b) Melbourne
- c) Canberra
- d) Brisbane

Answer: c) Canberra

Q2: True or False: The Amazon River is the longest river in the world.

Answer: False

Pro Tip:

Incorporate visuals and explanations for answers to deepen understanding. Use interactive platforms to deliver quizzes for better engagement.

Prompt 212: Generating Study Tips for Different Learning Styles

Prompt:

"Provide tailored study tips for visual, auditory, and kinesthetic learners preparing for a history exam."

What to Expect:

Specific, actionable advice catering to each learning style to help students maximize retention and exam performance.

Example:

- Visual learners: Use mind maps and color-coded notes.
- Auditory learners: Listen to recorded lectures or explain concepts aloud.
- Kinesthetic learners: Engage in role-playing historical events or use flashcards.

Pro Tip:

Encourage students to experiment with different methods to find what works best for them.

Prompt 213: Writing Clear Instructions for Lab Experiments

Prompt:

"Write step-by-step instructions for a simple chemistry lab experiment demonstrating the reaction between baking soda and vinegar."

What to Expect:

A clear, easy-to-follow procedure including safety tips, materials needed, and expected results to guide students through the experiment confidently.

Example:

1. Gather materials: baking soda, vinegar, a clear container, and a spoon.
2. Add 2 tablespoons of baking soda to the container.

3. Slowly pour 1/2 cup of vinegar into the container.
4. Observe the bubbling reaction.
5. Record observations and answer questions.

Pro Tip:

Include troubleshooting tips and explanations of the scientific principles involved.

Prompt 214: Creating Flashcard Sets for Language Learning

Prompt:

"Generate 30 flashcards with French vocabulary words and English translations for beginner learners."

What to Expect:

A list of commonly used French words with clear English equivalents, organized for easy memorization and practice.

Example:

French: "Bonjour" — English: "Hello"

French: "Merci" — English: "Thank you"

Pro Tip:

Add example sentences to provide context and improve practical use. Include pronunciation guides if possible.

Prompt 215: Designing a Rubric for Grading Essays

Prompt:

"Create a detailed rubric for grading high school persuasive essays, covering content, organization, grammar,

and creativity."

What to Expect:

A clear, criteria-based rubric with performance levels and descriptions to help teachers grade consistently and provide constructive feedback.

Example Criteria:

- Content: Argument clarity and support (Excellent, Good, Fair, Poor)
- Organization: Logical flow and coherence
- Grammar: Sentence structure and correctness
- Creativity: Originality and engagement

Pro Tip:

Share rubrics with students beforehand to clarify expectations and guide their writing process.

Prompt 216: Generating Examples of Thesis Statements

Prompt:

"Write 5 strong thesis statement examples for essays on climate change."

What to Expect:

Clear, arguable thesis statements that provide a focused argument and set the tone for essays.

Example:

"Climate change poses an immediate threat to global biodiversity and requires urgent international cooperation."

Pro Tip:

Use these examples to teach students how to craft their own thesis statements by identifying claims and scope.

Prompt 217: Creating Lesson Plan Objectives**Prompt:**

"Generate specific, measurable objectives for a 45-minute lesson on the water cycle for 6th graders."

What to Expect:

Objectives that clearly state what students will learn and be able to do by the end of the lesson, aiding in focused instruction and assessment.

Example:

- Students will describe the stages of the water cycle (evaporation, condensation, precipitation).
- Students will explain how the water cycle affects weather patterns.

Pro Tip:

Use Bloom's Taxonomy verbs (describe, explain, analyze) to write effective objectives.

Prompt 218: Designing Group Activities for Classroom Engagement**Prompt:**

"Suggest 3 collaborative group activities to teach multiplication concepts to elementary students."

What to Expect:

Interactive and fun activities that promote teamwork and reinforce multiplication skills through hands-on learning.

Example:

1. Multiplication Bingo — students solve problems to mark off bingo cards.
2. Array Building — using blocks to visualize multiplication problems.
3. Times Table Relay — groups compete in timed multiplication challenges.

Pro Tip:

Incorporate games and movement to keep young learners active and engaged.

Prompt 219: Creating Revision Notes for Exams**Prompt:**

"Generate concise revision notes for the main causes of World War I."

What to Expect:

A summarized, bullet-pointed list highlighting key causes with brief explanations for efficient study.

Example:

- Militarism: Arms race and military buildup among European powers.
- Alliances: Complex agreements that divided nations into opposing camps.

- Imperialism: Competition for colonies and resources.
- Nationalism: Intense pride and ethnic tensions fueling conflict.

Pro Tip:

Use color-coding or mind maps to make revision notes visually appealing and memorable.

Prompt 220: Writing Encouraging Feedback for Students

Prompt:

"Write positive and constructive feedback for a student who improved their math test scores."

What to Expect:

Feedback that recognizes effort and progress, highlights strengths, and offers encouragement for continued improvement.

Example:

"Great job on improving your test scores! Your hard work on understanding algebraic concepts really shows. Keep practicing those problem-solving strategies, and you'll continue to excel!"

Pro Tip:

Balance praise with actionable advice to motivate students and guide their learning.

Prompt 221: Designing Personalized Learning Plans

Prompt:

"Create a personalized learning plan for a student struggling with high school chemistry concepts, focusing on key topics and study strategies."

What to Expect:

A tailored plan that identifies the student's weak areas, breaks down complex topics into manageable sections, and recommends study techniques such as active recall, spaced repetition, and practical experiments to reinforce learning. The plan includes timelines and milestones to track progress.

Example:

Week 1: Atomic structure — watch videos, take notes, and complete practice questions.

Week 2: Chemical bonding — create flashcards and conduct simple home experiments.

Week 3: Stoichiometry — solve word problems and review with a tutor.

Pro Tip:

Encourage regular self-assessment and adapt the plan based on progress. Mix study methods to keep engagement high.

Prompt 222: Creating Detailed Scientific Experiment Reports**Prompt:**

"Write a detailed scientific report template for a biology lab experiment on photosynthesis, including hypothesis, methods, results, and conclusions."

What to Expect:

A structured template that guides students through writing a clear, professional report. It defines each section, what information to include, and how to analyze data critically.

Example Structure:

- **Hypothesis:** Plants exposed to more light will have increased photosynthesis rates.
- **Methods:** Describe plant setup, light exposure duration, and measurement techniques.
- **Results:** Present data in tables and graphs.
- **Conclusion:** Interpret data, accept or reject hypothesis, discuss errors.

Pro Tip:

Advise students to write in the third person and use passive voice for objectivity. Include tips for proper citation of sources.

Prompt 223: Generating Educational Game Ideas

Prompt:

"Suggest 5 creative educational games to teach elementary students about fractions."

What to Expect:

Fun, interactive game concepts that make fractions tangible and understandable, fostering hands-on learning and collaboration.

Example Games:

1. **Fraction Pizza:** Students build pizzas with fraction slices to match given orders.
2. **Fraction Bingo:** Players mark fraction cards matching called-out fractions.
3. **Equivalent Fractions Match:** Find pairs of cards showing equivalent fractions.
4. **Fraction Scavenger Hunt:** Search for objects representing fractions around the classroom.
5. **Build-a-Fraction Puzzle:** Assemble puzzles where pieces represent fraction parts.

Pro Tip:

Use physical manipulatives when possible to help kinesthetic learners. Incorporate teamwork to build social skills.

Prompt 224: Crafting Study Guides for Language Learning

Prompt:

"Create a comprehensive study guide covering the basics of Spanish verb conjugation in the present tense."

What to Expect:

A well-organized guide that explains regular and irregular verb conjugations, includes examples and practice exercises, and offers tips for memorization.

Example Sections:

- Overview of -ar, -er, and -ir verb endings
- Common irregular verbs (ser, ir, estar)
- Practice sentences and conjugation tables
- Helpful mnemonic devices

Pro Tip:

Incorporate audio resources and encourage learners to practice speaking aloud for pronunciation.

Prompt 225: Writing Clear Instructions for Digital Tools**Prompt:**

"Write step-by-step instructions for students on how to use Google Docs to collaborate on a group project."

What to Expect:

A clear, user-friendly guide that covers creating documents, sharing access, commenting, and real-time editing features.

Example Steps:

1. Open Google Docs and create a new document.
2. Click “Share” and enter your teammates’ email addresses.
3. Assign editing or viewing permissions.
4. Use the comment feature to discuss changes.
5. Track edits with version history.

Pro Tip:

Add screenshots or short video clips to enhance understanding. Highlight best practices for online collaboration etiquette.

Prompt 226: Generating Reflective Journal Prompts for Students

Prompt:

"Provide 10 reflective journal prompts to help high school students think critically about their learning experiences."

What to Expect:

Thought-provoking questions that encourage students to analyze what they’ve learned, identify challenges, and set goals for improvement.

Example Prompts:

- What was the most challenging topic this week, and how did you overcome it?
- Describe a moment when you felt proud of your progress.

- How do you plan to apply what you've learned outside the classroom?

Pro Tip:

Use journaling as a tool for metacognition and emotional regulation. Encourage honesty and regular entries for best results.

Prompt 227: Developing Visual Aids for Presentations

Prompt:

"Suggest ideas for creating effective visual aids to support a presentation on renewable energy."

What to Expect:

Recommendations for slides, infographics, charts, and videos that make complex data accessible and engaging, emphasizing clarity and impact.

Example Ideas:

- Pie charts showing energy source percentages
- Infographics illustrating the solar energy process
- Short video clips demonstrating wind turbine operation
- Before-and-after photos of reforestation projects

Pro Tip:

Keep visuals simple and uncluttered. Use contrasting colors and readable fonts. Practice timing visuals with spoken content.

Prompt 228: Creating Peer Review Guidelines

Prompt:

"Write clear guidelines for high school students on how to conduct constructive peer reviews for writing assignments."

What to Expect:

A set of step-by-step instructions emphasizing respectful communication, specific feedback on content and style, and suggestions for improvement.

Example Guidelines:

- Read the entire draft before commenting.
- Highlight strengths before suggesting changes.
- Be specific: instead of “unclear,” say “explain this idea more clearly.”
- Focus on ideas, not the writer.

Pro Tip:

Encourage students to ask clarifying questions and use “I” statements to avoid sounding accusatory.

Prompt 229: Designing Thematic Unit Plans**Prompt:**

"Create a thematic unit plan for 4th-grade social studies focused on community and citizenship."

What to Expect:

A detailed plan that integrates multiple lessons around the theme, including objectives, activities, assessments, and cross-curricular connections (e.g., reading and art).

Example Components:

- Lesson on local government and roles of citizens
- Group project creating a community map
- Writing assignment about being a good citizen
- Field trip or virtual tour of a local government building

Pro Tip:

Incorporate real-world applications to increase relevance. Include diverse resources like stories, videos, and guest speakers.

Prompt 230: Writing Summaries for Educational Videos

Prompt:

"Write a concise summary for a 10-minute educational video about the water cycle for middle school students."

What to Expect:

A brief overview that captures the main points in accessible language, highlighting key stages and their significance, suitable for accompanying video descriptions or study materials.

Example:

"This video explains the water cycle, including evaporation, condensation, precipitation, and collection. Learn how water moves through the environment and why it's essential for life on Earth."

Pro Tip:

Encourage students to watch actively and take notes using the summary as a guide. Include questions for reflection or discussion.

Prompt 231: Creating Concept Maps for Complex Subjects

Prompt:

"Generate a detailed concept map outline for the human circulatory system including key components and their relationships."

What to Expect:

A structured breakdown connecting main ideas like the heart, blood vessels, and blood flow, showing their interrelationships in a visual hierarchy to aid comprehension.

Example:

- Central node: Circulatory System
- Branches: Heart → Chambers (atria, ventricles), Blood vessels → arteries, veins, capillaries, Functions → oxygen transport, nutrient delivery, waste removal

Pro Tip:

Use concept maps to visualize and link complex ideas. Encourage students to create their own maps to reinforce learning.

Prompt 232: Generating Educational Podcast Scripts

Prompt:

"Write a 5-minute podcast script explaining the causes and effects of the Industrial Revolution for high school listeners."

What to Expect:

An engaging and conversational script with historical facts, real-life examples, and a clear narrative flow suitable for audio format.

Example Opening:

"Welcome to History Hour! Today, we're diving into the Industrial Revolution — a period that changed how we live and work forever. Let's explore what caused this massive change and how it shaped our modern world..."

Pro Tip:

Use storytelling techniques to make history come alive. Include questions to prompt listener reflection.

Prompt 233: Designing Assessment Rubrics for Group Projects

Prompt:

"Create a comprehensive rubric for assessing group presentations in a middle school science class."

What to Expect:

Clear criteria evaluating content accuracy, teamwork, presentation skills, visual aids, and time management, with performance levels and detailed descriptors.

Example Criteria:

- Content Accuracy (Excellent, Good, Fair, Needs Improvement)
- Collaboration & Participation
- Clarity & Engagement
- Use of Visual Aids
- Adherence to Time Limits

Pro Tip:

Share the rubric with students before projects begin to set expectations and encourage self-assessment.

Prompt 234: Writing Clear Definitions for Academic Terms**Prompt:**

"Provide clear, student-friendly definitions for 15 common economics terms."

What to Expect:

Simple, jargon-free explanations that make complex vocabulary accessible, supported by examples where appropriate.

Example:

- Inflation: The general increase in prices of goods and services over time. For example, when a loaf of bread costs more than last year.
- Supply and Demand: How the amount of a product available and the desire for it affect its price.

Pro Tip:

Pair definitions with real-world scenarios to enhance understanding and retention.

Prompt 235: Creating Step-by-Step Problem-Solving Guides**Prompt:**

"Develop a step-by-step guide for solving quadratic equations by factoring for high school students."

What to Expect:

A clear walkthrough starting with identifying quadratic form, factoring methods, setting factors to zero, and solving for variables, including examples.

Example Steps:

1. Write the equation in standard form ($ax^2 + bx + c = 0$).
2. Factor the quadratic expression into two binomials.
3. Set each factor equal to zero.
4. Solve for x .
5. Check your solutions.

Pro Tip:

Encourage students to practice each step separately before attempting full problems to build confidence.

Prompt 236: Designing Interactive Learning Modules

Prompt:

"Outline an interactive online module teaching basic coding concepts to beginners."

What to Expect:

A modular plan with bite-sized lessons, coding exercises, quizzes, and feedback loops designed to introduce variables, loops, and conditionals in an engaging way.

Example Outline:

- Lesson 1: Introduction to Variables (definition, examples)
- Exercise: Declare and use variables in simple code snippets
- Quiz: Identify variable errors
- Lesson 2: Loops explained with animations
- Project: Create a basic loop program

Pro Tip:

Incorporate gamification elements such as badges or points to motivate learners.

Prompt 237: Writing Instructions for Mind Mapping Techniques**Prompt:**

"Explain how to create an effective mind map to organize ideas for a research paper."

What to Expect:

A step-by-step guide covering brainstorming, central idea placement, branching subtopics, and using colors or symbols

to categorize information.

Example Steps:

1. Write the main research topic in the center.
2. Draw branches for major themes or sections.
3. Add sub-branches with supporting details or sources.
4. Use different colors to highlight connections.

Pro Tip:

Mind maps help visualize structure and relationships — use them early in the research process.

Prompt 238: Developing Case Studies for Problem-Based Learning

Prompt:

"Create a case study scenario for business students about ethical dilemmas in marketing."

What to Expect:

A realistic story presenting a marketing challenge involving ethical questions, designed to provoke critical thinking and discussion.

Example Scenario:

"A company plans to launch a product targeting teenagers but includes exaggerated claims about health benefits. Students must analyze the ethical implications and propose solutions."

Pro Tip:

Use open-ended questions to guide analysis and encourage debate.

Prompt 239: Designing Visual Storytelling Activities

Prompt:

"Suggest activities that use visual storytelling to teach history to middle schoolers."

What to Expect:

Creative exercises such as comic strip creation, timeline drawing, and photo essays that make historical events vivid and relatable.

Example Activities:

- Create a comic strip depicting a famous historical event.
- Design a visual timeline showing the sequence of events in a war.
- Compile a photo essay on cultural changes over decades.

Pro Tip:

Combine art and history to engage multiple intelligences and foster deeper connections.

Prompt 240: Writing Summaries for Textbook Chapters

Prompt:

"Write a detailed summary of a chapter on ecosystems for middle school science textbooks."

What to Expect:

A clear, concise synopsis capturing main ideas, including ecosystem components, interactions, energy flow, and examples of different ecosystems.

Example Summary:

“This chapter explores ecosystems — communities of living things interacting with their environment. It explains producers, consumers, decomposers, food chains, and webs. Examples like forests, deserts, and oceans illustrate how ecosystems vary.”

Pro Tip:

Encourage students to use summaries for quick reviews and to identify areas needing deeper study.

Prompt 241: Designing Customized Review Sessions**Prompt:**

"Create a customized review session plan for students preparing for a final exam in world history."

What to Expect:

A focused and structured session plan that prioritizes key historical events, themes, and dates, incorporating interactive activities such as group discussions, flashcard reviews, and practice quizzes to reinforce knowledge effectively.

Example Plan:

- 10 min: Overview of major eras (Ancient, Medieval, Modern)
- 20 min: Interactive flashcards on important dates and figures
- 15 min: Group discussion on causes and effects of major wars
- 15 min: Practice quiz with immediate feedback

Pro Tip:

Include short breaks during long sessions to maintain focus and energy. Use varied activity formats to accommodate different learning preferences.

Prompt 242: Creating Step-by-Step Tutorials for Software Use

Prompt:

"Write a step-by-step tutorial on how to use Microsoft Excel to create and format spreadsheets for beginners."

What to Expect:

A beginner-friendly guide detailing everything from opening Excel, entering data, using formulas, to formatting cells and creating charts, with clear instructions and tips to avoid common mistakes.

Example Steps:

1. Open Microsoft Excel and create a new workbook.
2. Enter data into cells and use the tab key to move horizontally.

3. Use basic formulas like SUM and AVERAGE.
4. Format cells for currency, percentages, and dates.
5. Create simple charts to visualize data.

Pro Tip:

Include screenshots or video tutorials for visual learners.
Encourage hands-on practice after each step.

Prompt 243: Generating Critical Thinking Questions

Prompt:

"Generate 10 critical thinking questions related to the novel 'To Kill a Mockingbird' for high school students."

What to Expect:

Thought-provoking questions that encourage students to analyze themes, character motivations, social issues, and author's intent, fostering deeper literary comprehension and class discussions.

Example Questions:

- How does Atticus Finch demonstrate moral courage?
- In what ways does the setting influence the story's events?
- What role does innocence play in the novel?

Pro Tip:

Use these questions to spark debate and encourage students to support their answers with textual evidence.

Prompt 244: Creating Interactive Timelines

Prompt:

"Design an interactive timeline outlining the major events of the American Revolution for middle school students."

What to Expect:

A sequential layout of key dates and events presented with brief descriptions, visuals, and possible links to videos or further reading to create an engaging learning tool.

Example Events:

- 1773: Boston Tea Party
- 1775: Battles of Lexington and Concord
- 1776: Declaration of Independence

Pro Tip:

Use digital tools like Timeline JS or Google Slides to make timelines interactive and visually appealing.

Prompt 245: Writing Instructions for Note-Taking Techniques**Prompt:**

"Explain the Cornell Note-Taking Method and provide tips for students to use it effectively."

What to Expect:

A detailed explanation of the method's layout — cues, notes, and summary sections — along with practical advice for capturing and reviewing information efficiently.

Example Explanation:

“The Cornell method divides your page into three parts: a narrow left column for questions or keywords, a larger right column for detailed notes during lectures, and a summary section at the bottom to synthesize main ideas.”

Pro Tip:

Encourage reviewing notes within 24 hours to boost retention and using cues to self-test understanding.

Prompt 246: Creating Group Discussion Prompts

Prompt:

"Generate 10 open-ended questions for a group discussion on climate change impacts."

What to Expect:

Questions designed to provoke thoughtful conversation, considering environmental, social, economic, and ethical dimensions of climate change.

Example Questions:

- How do you think climate change affects communities differently around the world?
- What role should governments play in addressing climate change?
- How can individuals contribute to combating climate change?

Pro Tip:

Encourage respectful listening and diverse viewpoints to enrich discussions. Use these prompts as a basis for debates or projects.

Prompt 247: Writing Clear Homework Assignments

Prompt:

"Create a clear and detailed homework assignment for a 7th-grade science class on the solar system."

What to Expect:

A structured assignment with specific tasks, objectives, and due dates, including questions, diagrams to label, and a short research component.

Example Assignment:

- Label the planets in the solar system diagram.
- Write a paragraph describing the characteristics of each planet.
- Research one planet and prepare 3 interesting facts.

Pro Tip:

Provide grading criteria and encourage students to ask questions before starting. Include extension tasks for advanced learners.

Prompt 248: Designing Flashcards for Math Formulas

Prompt:

"Generate 20 flashcards with essential geometry formulas and explanations for high school students."

What to Expect:

A set of cards with formulas such as area and volume calculations, alongside clear definitions and example problems to aid memorization and application.

Example:

- Formula: Area of a Triangle = $\frac{1}{2} \times \text{base} \times \text{height}$
- Explanation: Multiply the base length by the height and divide by 2.

Pro Tip:

Encourage students to write their own examples on the back of the cards to deepen understanding.

Prompt 249: Creating Revision Checklists

Prompt:

"Create a detailed revision checklist for students preparing for a biology exam on human anatomy."

What to Expect:

A comprehensive list of topics and subtopics, highlighting key concepts, terms, and diagrams students should review systematically before the exam.

Example Checklist Items:

- Major body systems: circulatory, respiratory, digestive
- Functions of the heart and lungs
- Identification of bones in the skeletal system

- Important hormones and glands

Pro Tip:

Suggest students tick off items as they review to track progress and identify weak areas.

Prompt 250: Writing Positive Reinforcement Messages

Prompt:

"Write 10 positive reinforcement messages for students who have improved their writing skills."

What to Expect:

Encouraging and specific messages that acknowledge effort, highlight progress, and motivate students to keep developing their abilities.

Example Messages:

- "Your writing has become clearer and more persuasive — keep up the fantastic work!"
- "I'm impressed with how much detail you're adding to your essays. Great job!"

Pro Tip:

Personalize messages where possible to make feedback feel sincere and impactful. Combine praise with suggestions for continued growth.

Category 6 — Creative Writing (Prompts #251-300)

Prompt 251: Generating Creative Writing Prompts for High School Students

Prompt:

"Create 10 engaging creative writing prompts that inspire high school students to explore narrative, character development, and descriptive language."

What to Expect:

A diverse set of imaginative and thought-provoking prompts that encourage students to write short stories, personal narratives, or fictional scenes. Prompts should spark curiosity and allow room for personal voice and creativity.

Example Prompts:

1. Write a story that begins with the sentence: *"The letter arrived on a Tuesday, but no one was supposed to know I was here."*
2. Imagine you wake up with the ability to hear people's thoughts—but only for one day. What do you do?
3. Describe a city that floats in the sky. Who lives there, and what secrets does it hide?
4. Write a monologue from the perspective of a forgotten object in an attic.
5. Your character discovers a door in their backyard that wasn't there yesterday. Where does it lead?
6. Craft a story set in a world where emotions are illegal.

7. Write a conversation between two strangers stuck in an elevator during a blackout.
8. A mysterious book appears on your desk. Every time you read a page, the events come true the next day.
9. Describe a day in the life of someone who lives 100 years in the future.
10. Rewrite a fairy tale from the villain's point of view.

Pro Tip:

Encourage students to use sensory details and strong verbs. Allow freedom to explore genres like fantasy, realism, or sci-fi to boost engagement.

Prompt 252: Designing a Story Starter Activity for Middle Schoolers

Prompt:

"Suggest a fun, interactive story starter activity to kick off a creative writing unit for 7th graders."

What to Expect:

An engaging classroom activity that uses randomness, collaboration, or imagination to generate unique story ideas and reduce writing anxiety.

Example Activity:

"Story Dice Adventure" – Students roll custom dice (or digital versions) featuring characters, settings, and objects (e.g., pirate, volcano, broken compass). In small groups, they

create a one-paragraph story using all three elements. Share aloud for fun and feedback.

Alternative Ideas:

- “First Line Grab Bag” – Pull a random opening sentence from a hat and write for 10 minutes.
- “Six-Word Story Challenge” – Tell a complete story in only six words (e.g., *“Found true love. Married someone else.”*)

Pro Tip:

Use timers and low-stakes sharing to build confidence. Focus on fluency over perfection in early drafts.

Prompt 253: Creating a Character Development Worksheet

Prompt:

"Design a printable worksheet to help students build well-rounded fictional characters for their stories."

What to Expect:

A structured form with guided questions covering appearance, personality, backstory, motivations, and flaws.

Worksheet Sections:

- Name & Age:
- Physical Description: (Hair, eyes, distinguishing features)
- Personality Traits: (List 3 strengths and 1 flaw)
- Backstory: (What life event shaped them?)
- Goal: (What do they want more than anything?)
- Fear: (What are they afraid of losing?)

- Voice Sample: (Write one line this character would say.)

Example Entry:

Name: Jamal | Goal: To prove he's more than just the "quiet kid" | Fear: Being ignored

Pro Tip:

Include a small sketch box so students can draw their character. Use this early in story planning to deepen narrative depth.

Prompt 254: Writing Dialogue Practice Exercises

"Generate 5 dialogue writing exercises to help students improve natural-sounding conversations in their stories."

What to Expect:

Focused activities that teach pacing, subtext, and character voice through short, manageable tasks.

Exercises:

1. Silent Argument: Write a 6-line exchange where two characters argue—but never say what they're really upset about.
2. Genre Swap: Write the same conversation (e.g., asking for a loan) as if it were in a detective noir, a rom-com, and a sci-fi setting.
3. Overheard Dialogue: Recreate a real or imagined overheard conversation. Focus on realistic speech patterns.

4. Text Message Story: Tell a mini-story using only text messages between two characters.
5. Emotion Without Naming It: Write a dialogue where a character is jealous, but the word “jealous” is never used.

Pro Tip:

Have students read dialogues aloud to check for authenticity. Encourage the use of contractions and interruptions for realism.

Prompt 255: Designing a Descriptive Writing Challenge

Prompt:

"Create a 5-part descriptive writing challenge to help students enhance their use of sensory details."

What to Expect:

A progressive series of short tasks that build skills in showing, not telling.

Challenge Tasks:

1. Sight: Describe a forest at dawn using only visual details.
2. Sound & Smell: Write a paragraph about a busy kitchen without using sight.
3. Touch & Taste: Describe eating an ice cream cone on a hot day.
4. Show, Don't Tell: Rewrite “She was scared” using only actions and sensory details.
5. Full Scene: Combine all senses to describe a crowded train station in 150 words.

Pro Tip:

Use timed writes (5–10 minutes per task) to keep energy high. Share standout lines anonymously for group inspiration.

Prompt 256: Creating a Flash Fiction Writing Assignment

"Design a flash fiction assignment (100–300 words) for high school students with clear guidelines and a theme."

What to Expect:

A concise, focused writing task that emphasizes economy of language, strong openings, and emotional impact.

Assignment:

Title: *"The Last Message"*

Instructions:

Write a flash fiction story about a message (text, letter, voicemail) that changes everything. Must include:

- A clear beginning, middle, and end
- One surprising twist or emotional turn
- At least one sensory detail

Due: Friday | Word Limit: 250 words max

Pro Tip:

Model an example first. Encourage students to write long, then cut ruthlessly to meet the limit.

Prompt 257: Generating Poetry Prompts for Teens

"Provide 8 creative poetry prompts that resonate with teenage experiences and emotions."

What to Expect:

Accessible, emotionally honest prompts that invite self-expression through metaphor, rhythm, and imagery.

Prompts:

1. Write a poem titled *"Things I Can't Say Out Loud."*
2. Describe your mood as a weather pattern.
3. Write a letter to your future self in the form of a poem.
4. Use the line *"I remember the exact moment..."* as your first line.
5. Create a "found poem" using only words from your textbooks or social media feed.
6. Write a poem from the perspective of your bedroom.
7. Describe an ordinary object (like a backpack or phone) as if it holds your secrets.
8. Use the metaphor: *"My heart is a _____."* Complete and expand.

Pro Tip:

Allow students to choose one prompt and revise it. Read aloud in a "poetry café" setting with soft music.

Prompt 258: Designing a "Choose Your Own Adventure" Writing Project

Prompt:

"Outline a creative writing project where students write an interactive, branching story."

What to Expect:

A structured yet imaginative assignment that blends storytelling with decision-making, suitable for digital or print formats.

Project Steps:

1. Choose a genre (mystery, fantasy, survival).
2. Write a 1-page introduction with a major choice (e.g., "Go into the cave or climb the mountain?").
3. Create at least 3 story paths, each ending in success, failure, or a new choice.
4. Include at least one "dead end" and one "best ending."
5. Format as a booklet or use a tool like Google Forms for clickable choices.

Example Title: *"Escape the Haunted School"*

Pro Tip:

Have students swap stories and "play" each other's adventures. Great for teaching cause-and-effect in plot.

Prompt 259: Creating a Setting Description Guide

Prompt:

"Develop a step-by-step guide to help students write vivid, immersive setting descriptions."

What to Expect:

A clear framework that breaks down setting into manageable components with examples.

Guide Steps:

1. Choose Your Place: (e.g., abandoned amusement park)

2. Use the 5 Senses: What do you see, hear, smell, feel, maybe even taste?
3. Time & Weather: Is it midnight in a thunderstorm? Noon on a dusty summer day?
4. Mood & Tone: Is it eerie, joyful, tense? Use word choice to reflect this.
5. Add Life: Include small details—footprints in dust, a flickering light, distant laughter.

Example:

"The Ferris wheel stood frozen against the gray sky. Rust flaked like dried blood. A child's sneaker lay near the ticket booth, sole-up, as if someone had run."

Pro Tip:

Pair with a photo or music clip to inspire atmosphere. Have students revise using stronger verbs and metaphors.

Prompt 260: Writing a Personal Narrative Assignment

"Create a personal narrative writing assignment for 9th graders focused on a meaningful life moment."

What to Expect:

A thoughtful, structured prompt that encourages reflection, descriptive writing, and emotional honesty.

Assignment:

Title: *"The Moment Everything Changed"*

Task: Write a 2–3 page narrative about a real event that shifted your perspective, taught you a lesson, or marked a turning point. Include:

- A clear narrative arc (beginning, middle, end)
- Dialogue and sensory details
- Reflection: How did this change you?

Due: One week from today

Pro Tip:

Offer brainstorming support (graphic organizer, memory map). Emphasize privacy—students can change names if needed.

Prompt 261: Designing a Figurative Language Hunt Activity

"Suggest a classroom activity where students identify and create similes, metaphors, and personification."

What to Expect:

An interactive lesson that makes literary devices tangible and fun.

Activity:

"Figurative Language Scavenger Hunt"

1. Students search poems, song lyrics, or books for examples of similes, metaphors, and personification.
2. Record findings on a chart with the quote and device type.
3. Create 3 original examples of their own.

4. Share best lines in a “Figurative Showcase.”

Bonus Challenge:

Turn a boring sentence like *“It was a windy day”* into a poetic one using personification.

(“The wind howled through the trees like a lost child.”)

Pro Tip:

Use sticky notes to post examples around the room. Turn it into a team competition.

Prompt 262: Creating a Writing Portfolio Checklist

"Develop a checklist for students to compile a creative writing portfolio with self-reflection."

What to Expect:

A structured guide that helps students select, revise, and reflect on their best work.

Portfolio Checklist:

- ☐ 1 Short Story (revised)
- ☐ 1 Poem (original)
- ☐ 1 Personal Narrative
- ☐ 1 Piece of Flash Fiction or Dialogue Scene
- ☐ Cover Page with Title and Art
- ☐ Author Bio (3–5 sentences)
- ☐ Reflection: *Which piece are you most proud of and why?*

What did you learn?

Pro Tip:

Host a “Portfolio Showcase Night” where students read excerpts to peers or families.

Prompt 263: Generating Mystery Story Prompts

"Write 6 mystery-themed creative writing prompts for middle school students."

What to Expect:

Intriguing scenarios that invite suspense, clues, and logical plotting.

Prompts:

1. The school’s trophy goes missing. You find a muddy footprint and a torn note. Write the story.
2. Every night at 3 a.m., the same song plays from the old piano in the empty room.
3. You receive a package with no return address. Inside is a key and a photo of your house.
4. A classmate claims they saw a ghost in the library. You decide to investigate.
5. Your dog starts digging in the backyard—and unearths a metal box.
6. Write a mystery where the narrator is the culprit, but doesn’t reveal it until the end.

Pro Tip:

Teach the “red herring” and the “big reveal.” Use a plot diagram to map clues.

Prompt 264: Designing a “Write a Scene” Challenge

"Create a timed 'write a scene' challenge for creative writing class with specific constraints."

What to Expect:

A fast-paced, engaging activity that builds writing stamina and creativity under pressure.

Challenge:

Title: *"The Package"*

Time: 15 minutes

Must Include:

- A character receiving a mysterious package
- One line of dialogue with a question
- A sudden interruption (doorbell, phone, scream)
- One sensory detail (sound, smell, texture)

Pro Tip:

Play suspenseful music. After time, have students swap and highlight one strong line. No editing—just raw creativity.

Prompt 265: Creating a Fantasy World-Building Template

Prompt:

"Design a world-building worksheet for students writing fantasy stories."

What to Expect:

A comprehensive guide to help students create consistent, imaginative fictional worlds.

Worksheet Sections:

- Name of World:
- Geography: (Mountains, oceans, magical zones)
- Inhabitants: (Humans, creatures, races)
- Magic System: (How does it work? Rules and limits?)
- Government & Culture: (Who's in charge? Traditions?)
- Conflict: (What major problem exists?)
- Unique Feature: (Floating cities? Talking animals? Time loops?)

Example:

Magic is powered by music—but only children can hear the “song.”

Pro Tip:

Have students sketch a map of their world. Use this before drafting a story.

Prompt 266: Writing a Scriptwriting Exercise for Novices

"Develop a beginner-friendly scriptwriting activity for a 10-minute play."

What to Expect:

A simplified format that introduces scene headings, dialogue, and stage directions.

Exercise:

Title: *“The Last Cookie”*

Task: Write a 1–2 page script about two characters fighting over the last cookie in the jar. Must include:

- Scene setting (e.g., kitchen, after school)

- 3 lines of dialogue each
- 2 stage directions (e.g., *She grabs the jar. He steps in front of her.*)
- A surprising ending

Format Example:

INT. KITCHEN – AFTER SCHOOL

JAMAL sits at the table, eyeing the cookie jar.

ALEX

You already had two. It's mine.

Alex reaches for the jar. Jamal slams his hand down.

Pro Tip:

Perform scripts in class with minimal props. Focus on tone and timing.

Prompt 267: Creating a “Rewrite the Ending” Assignment

"Design an assignment where students rewrite the ending of a short story or novel they've read."

What to Expect:

A critical and creative task that deepens literary analysis and narrative understanding.

Assignment:

Choose a story with a surprising or unresolved ending (e.g., *The Necklace*, *The Gift of the Magi*). Write an alternate ending (1–2 pages) and answer:

- Why did you change it?
- How does your ending change the theme?

Pro Tip:

Compare original and new endings using a Venn diagram. Discuss how endings shape meaning.

Prompt 268: Designing a Humor Writing Workshop

"Suggest activities for a creative writing workshop focused on humor and satire."

What to Expect:

Fun, low-pressure exercises that teach comedic timing, exaggeration, and irony.

Activities:

1. Caption Contest: Show funny images; students write captions.
2. Overreaction Story: Describe a minor event (spilled juice) as a global disaster.
3. Absurd Advice Column: Give ridiculous answers to real problems.
4. Satirical Ad: Invent a product that solves a silly problem (e.g., socks for octopuses).
5. Comedy Showdown: Read best lines aloud; vote for funniest.

Pro Tip:

Use examples from *The New Yorker* or *Clickhole*. Emphasize that humor takes risk—encourage boldness.

Prompt 269: Generating Science Fiction Prompts

"Write 7 science fiction writing prompts for high school students."

What to Expect:

Futuristic, speculative ideas that blend imagination with real-world issues.

Prompts:

1. In 2150, memories can be bought and sold. You discover a memory that doesn't belong to you.
2. You wake up on a spaceship with no memory of how you got there.
3. A robot is granted human rights. Write the news report or the robot's diary.
4. Earth has banned all technology. You find a working smartphone.
5. Everyone is born with a chip that predicts their death date. Yours just changed.
6. Write a story where AI becomes the teacher—and the students rebel.
7. First contact happens, but the aliens only communicate through dance.

Pro Tip:

Connect sci-fi to real ethics (privacy, AI, climate). Use it to explore "what if?" questions.

Prompt 270: Creating a Writing Inspiration Board Activity

"Suggest a classroom activity where students create a visual inspiration board for their stories."

What to Expect:

A kinesthetic, artistic way to generate ideas using images, words, and textures.

Activity:

"Story Vision Board"

1. Students cut out images from magazines or print digital ones.
2. Arrange on a poster: character faces, settings, mood symbols, key objects.
3. Label with words: emotions, themes, quotes.
4. Present board and pitch a 1-minute story idea.

Pro Tip:

Use Pinterest or Canva for digital versions. Display boards to inspire peer writing.

Prompt 271: Writing a "Letter to a Character"

Assignment

"Create an assignment where students write a letter to a character from a book they've read."

What to Expect:

A reflective, empathetic task that deepens character analysis and personal connection.

Assignment:

Write a 1-page letter to a character (fictional or historical) expressing:

- Something you admire or criticize
- Advice you'd give them
- A question you'd ask
- How they relate to your life

Example: *Dear Katniss, I understand why you volunteered for Prim...*

Pro Tip:

Encourage honesty and emotion. Allow creative formats—handwritten, illustrated, or recorded.

Prompt 272: Designing a “Six-Word Memoir” Project

"Create a mini-project where students write and illustrate six-word memoirs."

What to Expect:

A concise, powerful exercise in storytelling and self-expression.

Project Steps:

1. Read examples: *“Born homeless. Dreamed big. Became doctor.”*
2. Brainstorm life moments, feelings, or identities.
3. Craft a six-word story that captures a truth.
4. Illustrate with a drawing or collage.
5. Display in a classroom gallery.

Pro Tip:

Use this as a back-to-school icebreaker or end-of-year reflection.

Prompt 273: Creating a “Story in a Jar” Game

"Design a reusable classroom game where students draw story elements from jars to create tales."

What to Expect:

A playful, repeatable activity that sparks spontaneous storytelling.

Game Setup:

- Jar 1: Characters (e.g., a forgetful wizard, a runaway robot)
- Jar 2: Settings (e.g., underwater city, abandoned mall)
- Jar 3: Objects (e.g., glowing key, broken phone)
- Jar 4: Conflict (e.g., trapped, misunderstood, hunted)

How to Play:

Draw one from each jar. Write a 10-minute story using all four.

Pro Tip:

Let students add new cards to the jars. Use for warm-ups or early finishers.

Prompt 274: Writing a “Show, Don’t Tell” Practice Sheet

"Create a worksheet where students rewrite ‘telling’ sentences as ‘showing’ descriptions."

What to Expect:

A skill-building exercise that improves descriptive writing.

Worksheet Example:

Telling: *She was nervous.*

Showing: *Her hands trembled as she dropped the pen. She bit her lip and glanced at the clock.*

Practice Sentences:

1. He was angry.
2. The house was creepy.
3. They were in love.
4. It was a hot day.
5. The dog was excited.

Pro Tip:

Use peer review: swap and guess which “telling” sentence was rewritten.

Prompt 275: Designing a “Poetry Café” Event

Prompt:

"Plan a classroom ‘Poetry Café’ where students share original poems in a supportive setting."

What to Expect:

A celebratory, low-pressure event that builds confidence and community.

Event Plan:

- Decor: Dim lights, student art, soft music
- Format: Open mic style; students volunteer to read

- Extras: Serve hot cocoa, provide “applause cards”
- Optional: Invite parents or other classes

Pro Tip:

Let students perform in pairs or as a group if nervous. Focus on effort, not perfection.

Prompt 276: Creating a “Rewrite a Fairytale” Challenge

"Design a creative writing challenge where students modernize or subvert a classic fairytale."

What to Expect:

A fun, critical task that explores narrative structure and cultural assumptions.

Challenge Options:

- Set *Cinderella* in 2024—with social media and a career twist.
- Tell *Little Red Riding Hood* from the wolf’s perspective.
- Make the princess the hero who defeats the prince.
- Set *Hansel and Gretel* in a video game world.

Pro Tip:

Compare original and new versions. Discuss how stories reflect their times.

Prompt 277: Writing a “One Object Story” Assignment

"Create a writing assignment where the entire story revolves around a single object."

What to Expect:

A focused narrative that teaches symbolism and detail.

Assignment:

Choose one object (a locket, a skateboard, a torn shoe). Write a 2-page story where this object is central to the plot, character, or theme.

Requirements:

- Show the object's importance through action and emotion
- Include at least one flashback or memory tied to it
- End with a meaningful decision about the object

Pro Tip:

Bring in real objects for inspiration. Use it to teach "symbolism" in literature.

Prompt 278: Designing a "Collaborative Story Chain" Game

"Suggest a game where students write a story one sentence at a time, passing it around."

What to Expect:

A hilarious, unpredictable activity that builds teamwork and narrative sense.

How to Play:

1. Each student writes the first sentence of a story on a strip of paper.
2. Pass to the right. Add one sentence. Fold to hide all but the last line.
3. Repeat 5–7 times. Unfold and read aloud.

Pro Tip:

Record the stories—many become instant classics. Use to teach plot coherence.

Prompt 279: Creating a “Dialogue-Only” Story Exercise

"Design a writing exercise where students tell a complete story using only dialogue."

What to Expect:

A challenging task that sharpens voice, pacing, and implication.

Exercise:

Write a 10–12 line dialogue-only story. No narration. The audience must infer:

- Who is speaking
- Where they are
- What's at stake

Example Start:

"I didn't do it."

"You were the only one here."

Pro Tip:

Have students perform dialogues. Ask peers: *What's really happening?*

Prompt 280: Writing a “Future News Article” Creative Task

"Create an assignment where students write a news article from the year 2100."

What to Expect:

A blend of imagination and research, encouraging critical thinking about trends.

Task:

Write a front-page news story from 2100. Choose a topic:

- Climate solutions
- Space colonization
- AI breakthroughs
- Cultural shifts

Include: headline, byline, quote from an expert, and a "what it means" summary.

Pro Tip:

Connect to current events. Have students present as "journalists" on "Future News Network."

Prompt 281:

Write a scene depicting a character's first encounter with magic or the supernatural, focusing on their sensory experience and emotional turmoil.

What to Expect:

This prompt invites you to create a vivid moment where your character encounters something beyond the natural world for the first time. You'll focus on their sensory reactions—sights, sounds, smells, textures—and the mix of awe, fear,

and confusion that overwhelms them. The goal is to immerse the reader in the surreal experience and convey how it shatters the character's previous understanding of reality.

Example:

A farmer working late at dusk suddenly witnesses the stars swirl into a glowing portal above the fields. His heart pounds as ghostly whispers fill the air, challenging everything he believed about the world.

Pro Tip:

Use contrasts between calm and chaos, light and shadow, to heighten the scene's surreal atmosphere. Portray hesitation and disbelief with physical reactions—shaking hands, shallow breaths—to deepen the emotional impact.

Prompt 282:

Develop a character who feels like an outsider struggling to find their place in a new environment or society.

What to Expect:

Explore the nuanced emotional experience of alienation, loneliness, and the yearning to belong. Write scenes that highlight the subtle social barriers, misunderstandings, or cultural clashes that the character faces. You'll delve into their internal thoughts and moments of tentative connection or rejection.

Example:

A young immigrant navigating unfamiliar customs, language barriers, and conflicting expectations as they try to fit into a new country while holding onto their heritage.

Pro Tip:

Showcase small, everyday interactions that reveal the character's isolation or attempts to connect—missed social cues, untranslatable phrases, or moments of cultural misunderstanding.

Prompt 283:

Write a scene where a character uncovers a life-altering family secret through an unexpected discovery.

What to Expect:

Create a dramatic moment filled with tension and emotional upheaval as your character learns a hidden truth—a secret letter, a concealed photograph, a whispered conversation—that forces them to reconsider their past and relationships. Emphasize their shock, denial, and eventual reckoning.

Example:

A woman stumbles upon a box of letters revealing her father's double life as a spy, turning her family history upside down.

Pro Tip:

Build suspense by carefully pacing the discovery. Use vivid sensory details—rustling paper, faded handwriting—to ground

the scene and intensify the emotional weight.

Prompt 284:

Use symbolism in a scene to subtly convey a character's internal struggle without explicitly stating their emotions.

What to Expect:

Craft a scene where objects, actions, or the environment act as metaphors for what the character is feeling inside. The symbolism should enrich the narrative, adding layers of meaning for the reader to uncover.

Example:

A wilting plant on a windowsill mirrors the character's fading hope and growing isolation.

Pro Tip:

Select symbols that resonate with your story's themes. Revisit and reinforce motifs across the narrative for cohesion and emotional resonance.

Prompt 285:

Write a dialogue between two characters with conflicting goals who maintain mutual respect throughout their conversation.

What to Expect:

Compose a natural, tension-filled exchange where the characters disagree deeply but honor each other's perspectives. This exercise hones your ability to write

nuanced dialogue and reveal character through tone, word choice, and subtext.

Example:

An environmentalist and a corporate executive debate climate change policies while acknowledging the sincerity of each other's convictions.

Pro Tip:

Pay attention to non-verbal communication—pauses, shifts in posture, eye contact—to convey respect despite disagreement.

Prompt 286:

Invent a futuristic technology and write a story illustrating its profound impact on society, including benefits and unintended consequences.

What to Expect:

Imagine a plausible scientific breakthrough and explore its social, ethical, and personal effects through your characters' experiences. This prompt challenges you to blend worldbuilding with emotional storytelling.

Example:

A device that allows instant memory sharing leads to unparalleled empathy but also erodes personal privacy and trust.

Pro Tip:

Ground the technology in believable science and focus on realistic human responses—fear, excitement, resistance—to create depth.

Prompt 287:

Write a story about a character's journey of self-discovery, highlighting their growth through challenges and realizations.

What to Expect:

Follow your protagonist as they face obstacles, question their identity, and ultimately evolve. Focus on internal transformation as much as external events.

Example:

A young artist travels abroad to break free from familial expectations, discovering their authentic creative voice along the way.

Pro Tip:

Use shifting perspectives and inner monologues to track growth. Incorporate symbolic milestones—objects, places, or moments—that mark progress.

Prompt 288:

Describe a cultural festival unique to your fictional world, emphasizing sensory detail and social significance.

What to Expect:

Create an immersive scene that brings to life traditions, rituals, food, music, and costumes, revealing the values and

relationships of your fictional society.

Example:

A harvest festival where glowing lanterns are floated down a river to honor ancestors and invite blessings for the coming year.

Pro Tip:

Use character interactions within the festival to reveal personal stakes, conflicts, or bonds that enrich the scene's emotional texture.

Prompt 289:

Compose a poem exploring the theme of transformation, using metaphor, rhythm, and vivid imagery.

What to Expect:

Write a lyrical piece that captures change—physical, emotional, spiritual—through evocative language and a compelling rhythmic structure.

Example:

A caterpillar's metamorphosis as a metaphor for rebirth, resilience, and self-acceptance.

Pro Tip:

Experiment with form and meter. Read your poem aloud to ensure the rhythm supports the emotional tone.

Prompt 290:

Write a scene where time passes non-linearly, reflecting the character's memories or emotional state.

What to Expect:

Break away from chronological storytelling by weaving together past and present moments. This technique allows you to explore how memory and emotion alter perception of time.

Example:

A grieving character recalls childhood joys and recent loss in fragmented, overlapping flashes during a quiet evening alone.

Pro Tip:

Use sensory triggers—smells, sounds, sights—to transition between time periods. Maintain emotional continuity to keep readers grounded despite temporal shifts.

Prompt 291:

Create a story with an ambiguous ending that leaves key questions open, encouraging readers to interpret the conclusion in multiple ways.

What to Expect:

This prompt challenges you to craft a narrative that doesn't tie up every loose end, inviting readers to ponder the outcome and draw their own conclusions. Your story should have enough clues and thematic elements that the ambiguity

feels intentional and thought-provoking rather than frustrating.

Example:

After a climactic event, the protagonist disappears without explanation—did they escape, fall victim, or transcend reality?

Pro Tip:

Plant subtle hints throughout the story that support different interpretations, and ensure your themes resonate with the ambiguity.

Prompt 292:

Develop a character who communicates primarily through non-traditional methods such as sign language, art, or technology, and explore the challenges and strengths that come with this.

What to Expect:

You will explore how your character expresses themselves outside of conventional spoken dialogue, emphasizing their unique communication style and how it affects relationships and interactions. This prompt encourages empathetic portrayal and creative storytelling.

Example:

A coder on the autism spectrum uses intricate digital art to convey emotions they find hard to express verbally.

Pro Tip:

Research authentic communication methods respectfully, and show how misunderstandings or breakthroughs occur naturally.

Prompt 293:

Write a story exploring the ethical dilemmas surrounding artificial intelligence, focusing on its impact on human relationships and society.

What to Expect:

Delve into complex moral questions about AI consciousness, free will, privacy, or autonomy through character-driven narratives that humanize technology and examine its societal consequences.

Example:

An AI caregiver develops feelings and questions the boundaries of programmed directives versus personal desires.

Pro Tip:

Balance technical accuracy with emotional storytelling to engage readers intellectually and empathetically.

Prompt 294:

Write a scene where natural forces dramatically influence human affairs, emphasizing nature's power and unpredictability.

What to Expect:

Craft a scene where weather, animals, or the environment directly affect the plot or character decisions, showing humanity's vulnerability and connection to the natural world.

Example:

A sudden storm traps travelers together, forcing cooperation and revealing hidden tensions.

Pro Tip:

Use vivid sensory descriptions to make nature feel like a living, active character in your story.

Prompt 295:

Compose a letter from one character to another revealing hidden feelings or secrets that deepen their relationship.

What to Expect:

Write an intimate, heartfelt letter that exposes emotions, confessions, or regrets the sender struggles to voice in person. The letter should add emotional depth and tension to their relationship.

Example:

A soldier writes home expressing doubts about the war and a longing for reconciliation with a loved one.

Pro Tip:

Focus on sincere, personal language that reveals character motivations and vulnerability.

Prompt 296:

Create a scene that showcases a character's decision-making process under intense pressure, revealing their values and personality.

What to Expect:

Portray the mental and emotional turmoil a character experiences when making a crucial choice amid chaos or time constraints. Highlight sensory distractions and internal conflict to build tension.

Example:

A doctor must prioritize patients in a disaster zone, weighing difficult ethical choices.

Pro Tip:

Use short, fragmented sentences and internal monologues to mimic urgency and stress.

Prompt 297:

Invent a myth or legend within your fictional world and demonstrate its influence on your characters and plot.

What to Expect:

Develop a traditional story that shapes cultural beliefs, inspires characters' motivations, or drives conflict. Your myth should feel organic to your worldbuilding and enrich the narrative.

Example:

A legend about a lost city fuels an explorer's obsession

that endangers their life and relationships.

Pro Tip:

Introduce the myth through dialogue, rituals, or symbolism, weaving it seamlessly into the plot.

Prompt 298:

Write a scene depicting a character's reconciliation with their past, focusing on emotional healing and forgiveness.

What to Expect:

Explore the vulnerability and courage involved in confronting painful memories or estranged relationships. The scene should convey tentative hope and transformation through subtle interactions.

Example:

A parent and estranged child share a quiet, heartfelt conversation after years apart.

Pro Tip:

Show rather than tell emotional shifts through body language, tone, and pauses.

Prompt 299:

Write a story exploring the intersection of technology and humanity, focusing on how advances reshape identity and relationships.

What to Expect:

Tell a narrative about how technology influences human experience, with emotional and ethical complexity. Examine both positive and negative impacts through your characters.

Example:

A couple navigates intimacy when one partner chooses cybernetic enhancements.

Pro Tip:

Balance futuristic elements with relatable human emotions to create a compelling story.

Prompt 300:

Write a scene where a character discovers an unexpected talent or ability, exploring how it alters their self-perception and relationships.

What to Expect:

Portray the surprise, excitement, and challenges the character faces upon realizing a new skill or power. Show how it impacts their identity and dynamics with others.

Example:

A shy teenager discovers they can communicate with animals and must decide how to use this gift.

Pro Tip:

Highlight both internal transformation and external reactions to fully capture the moment's significance.

Category 7 — Money-Making & Side Hustles

(Prompts #301-350)

Description:

This category is your ultimate toolkit for unlocking income opportunities using ChatGPT-5. Whether you want to start a side hustle, freelance more effectively, or build a small business from scratch, these prompts guide you through idea generation, business planning, client management, marketing, and leveraging AI to maximize profits with minimal effort. The prompts cover a wide spectrum from practical steps to creative monetization strategies.

What to Expect:

Expect prompts that help you brainstorm lucrative business ideas tailored to your skills and market trends, craft compelling pitches and proposals, optimize pricing, streamline customer communication, and automate repetitive business tasks. You'll also find prompts for creating digital products, managing finances, and scaling your side hustles into sustainable ventures.

Value:

Transform ChatGPT-5 into your personal business consultant, sales assistant, and productivity enhancer. Save time and reduce trial-and-error by tapping into AI-driven insights and actionable templates that can accelerate your entrepreneurial journey, helping you turn ideas into real income faster than ever.

Prompt 301:

Generate 10 profitable side hustle ideas based on your current skills, interests, and local market demand, with a brief pros and cons analysis for each.

What to Expect:

This prompt helps you brainstorm side hustles tailored to your unique background and environment, highlighting realistic opportunities and potential challenges so you can choose wisely. The pros and cons guide informed decision-making, reducing wasted effort.

Example:

If you're skilled in graphic design, ChatGPT might suggest creating social media templates, freelance branding packages, or print-on-demand merchandise with advantages like low startup cost and challenges such as market competition.

Pro Tip:

Be honest about your time availability and resources so the ideas match your lifestyle.

Prompt 302:

Write a compelling freelance proposal for a web design project targeting small businesses, emphasizing your unique value proposition and past successes.

What to Expect:

Get a professional, persuasive proposal template that highlights what sets you apart, demonstrates understanding of client needs, and includes clear deliverables and pricing. This prompt boosts your chances of winning contracts by speaking directly to client priorities.

Example:

A proposal that outlines your experience with responsive design, SEO optimization, and includes links to past client websites.

Pro Tip:

Personalize proposals for each client by referencing their industry or website challenges specifically.

Prompt 303:

Create a social media content calendar for promoting a handmade jewelry side business over one month, including post ideas, hashtags, and engagement tactics.

What to Expect:

Receive a detailed schedule balancing promotional, educational, and personal posts designed to build brand awareness and foster community engagement. Hashtags and tactics help maximize reach organically.

Example:

Posts might include “Behind the scenes making process,” “Customer testimonials,” “Styling tips with jewelry,” and “Limited-time discount announcement.”

Pro Tip:

Use analytics tools alongside this plan to adjust content based on what your audience responds to best.

Prompt 304:

Draft an email sequence for onboarding new freelance clients, including welcome messages, project timelines, and payment instructions.

What to Expect:

A professional and clear email flow that sets expectations, builds trust, and ensures smooth project launches and payments. This sequence reduces misunderstandings and keeps clients informed and engaged.

Example:

Welcome email with a thank-you note and next steps, followed by a timeline outline, milestone reminders, and payment request emails.

Pro Tip:

Automate this sequence using email marketing tools to save time and maintain consistency.

Prompt 305:

Generate a list of 15 niche freelance services in the digital marketing sector that have high demand and low competition.

What to Expect:

This prompt uncovers lesser-known but profitable freelance specialties—like TikTok ad management or podcast editing—helping you find a unique market position.

Example:

Niches might include “LinkedIn profile optimization for executives” or “Pinterest SEO consulting.”

Pro Tip:

Research client pain points within these niches to tailor your service offerings precisely.

Prompt 306:

Write a detailed business plan outline for launching an online course teaching beginner photography, including market analysis, marketing strategies, and revenue projections.

What to Expect:

You’ll get a step-by-step framework covering key business elements, enabling you to organize your ideas clearly and prepare for potential investors or partners.

Example:

Sections cover target audience demographics, competitive landscape, pricing models, promotion tactics, and scalable income streams such as membership plans.

Pro Tip:

Include contingency plans for common challenges like low

initial enrollment or platform issues.

Prompt 307:

Develop 5 creative digital product ideas you can sell with minimal upfront cost, explaining their appeal and target audience.

What to Expect:

Discover low-risk products such as printable planners, stock photo bundles, or eBook guides that leverage your skills for passive income. The prompt helps you understand why these products attract customers.

Example:

A “30-day self-care journal” with motivational prompts targeted at stressed professionals.

Pro Tip:

Validate ideas by checking trends on platforms like Etsy or Gumroad before investing time.

Prompt 308:

Create a pricing strategy guide for freelancers in the graphic design industry, balancing competitiveness with profitability.

What to Expect:

You’ll get tips on calculating hourly rates, project-based pricing, and offering tiered packages to appeal to different client budgets without undervaluing your work.

Example:

Recommendations might include charging more for rush projects and offering bundled services at discounts.

Pro Tip:

Regularly review and adjust prices based on experience growth and market changes.

Prompt 309:

Generate a list of 20 passive income ideas leveraging AI tools and automation, explaining how each can be implemented and monetized.

What to Expect:

Explore cutting-edge ways to earn income with minimal ongoing effort, such as automated content creation, AI-powered dropshipping, or chatbot consulting. Each idea includes practical implementation steps.

Example:

“Create AI-generated art prints and sell via print-on-demand platforms, automating order fulfillment.”

Pro Tip:

Start small, test markets, and gradually scale to minimize risk.

Prompt 310:

Draft a professional LinkedIn bio for a freelance copywriter specializing in tech startups, highlighting skills,

achievements, and client results.

What to Expect:

Receive a compelling, keyword-optimized bio that attracts potential clients by clearly communicating your niche expertise and value proposition.

Example:

Includes a summary of writing experience, successful campaigns, and a call-to-action inviting connections or inquiries.

Pro Tip:

Update your bio regularly with new accomplishments and use first-person to maintain approachability.

Prompt 311:

Design a step-by-step guide for launching a successful Etsy shop specializing in handmade crafts, including product selection, branding, pricing, and marketing strategies.

What to Expect:

This prompt will generate a comprehensive action plan that covers everything from choosing profitable craft niches to creating eye-catching product photos and descriptions. It also provides tips on setting competitive prices and leveraging Etsy's promotional tools to increase visibility. The goal is to give you a roadmap for building a thriving online store with consistent sales.

Example:

Steps might include researching trending craft categories, developing a cohesive brand aesthetic, crafting unique product descriptions, and running targeted ads during holidays.

Pro Tip:

Regularly update your product listings based on customer feedback and trends; engage with buyers to build loyalty and encourage reviews.

Prompt 312:

Create a content marketing plan to grow your freelance consulting business over six months, including blog topics, social media strategies, and email campaigns.

What to Expect:

Get a detailed marketing blueprint that balances content creation with audience engagement. This plan will help you establish authority in your niche, attract potential clients, and nurture leads through consistent, valuable communication.

Example:

Blog topics may include “5 Ways to Optimize Your Small Business Finances” and social media tactics could involve sharing client success stories and hosting live Q&A sessions.

Pro Tip:

Analyze the performance of each channel monthly and adjust your strategy to focus on the most effective platforms.

Prompt 313:

Write an elevator pitch for a subscription box service offering eco-friendly products, aimed at environmentally conscious consumers.

What to Expect:

Craft a concise and persuasive pitch that clearly states what your service offers, who it's for, and why it matters. This prompt helps you communicate your value quickly and memorably, perfect for networking or investor meetings.

Example:

"Our subscription box delivers curated, sustainable products monthly to help eco-conscious consumers live greener lives with ease and style."

Pro Tip:

Highlight unique selling points like sourcing locally or partnering with zero-waste brands to stand out.

Prompt 314:

Develop a client intake form template for freelance graphic designers to streamline project onboarding and gather essential information.

What to Expect:

Receive a detailed template that asks the right questions about project scope, deadlines, brand guidelines, and client preferences. This form improves communication, reduces back-and-forth emails, and sets clear expectations from the start.

Example:

Sections might cover preferred color schemes, target audience, key messages, and file format requirements.

Pro Tip:

Use digital tools like Google Forms or Typeform to automate collection and integration with your project management system.

Prompt 315:

Generate a list of 10 creative ways to monetize a personal blog beyond traditional ads, such as affiliate marketing, sponsored posts, and digital products.

What to Expect:

Explore multiple revenue streams suited to bloggers wanting to diversify income sources. Each idea will be explained with actionable steps to implement and optimize for your specific niche and audience.

Example:

Affiliate marketing with curated product recommendations, creating and selling eBooks or courses, and offering exclusive membership content.

Pro Tip:

Maintain transparency and authenticity with your audience to build trust and long-term success.

Prompt 316:

Write a script for a 60-second promotional video for a mobile app that helps users manage their personal finances effortlessly.

What to Expect:

Get a concise, engaging script that highlights the app's key features, benefits, and a strong call-to-action designed to convert viewers into users. This prompt is perfect for marketing campaigns or social media ads.

Example:

A script showcasing easy budget tracking, automated bill reminders, and personalized saving tips, ending with "Download now and take control of your money today!"

Pro Tip:

Use relatable scenarios and emphasize pain points your app solves to connect emotionally with viewers.

Prompt 317:

Create a weekly time-blocking schedule template for freelancers juggling multiple projects, designed to maximize productivity and prevent burnout.

What to Expect:

Receive a customizable schedule format that helps organize work hours, breaks, client meetings, and personal time. This tool promotes balanced workloads and sustained focus.

Example:

Blocks allocated for deep work in the mornings, client calls in the afternoons, and personal self-care activities in the evening.

Pro Tip:

Regularly review and adjust your schedule based on project demands and energy levels.

Prompt 318:

Develop a checklist for launching a successful Kickstarter campaign for a tech gadget, including preparation steps, marketing tactics, and post-campaign follow-up.

What to Expect:

This prompt provides a detailed step-by-step list to guide you through setting realistic goals, creating compelling campaign content, engaging backers, and fulfilling rewards. The checklist minimizes oversights and maximizes chances of funding success.

Example:

Items include crafting a persuasive project video, building an email list before launch, and transparent communication during production delays.

Pro Tip:

Engage early supporters to build momentum and leverage social proof.

Prompt 319:

Write a professional yet friendly response template for handling freelance client inquiries about pricing and project timelines.

What to Expect:

Receive a versatile email template that clearly explains your rates, payment terms, and typical project durations while maintaining an approachable tone. This prompt helps manage expectations and speeds up communication.

Example:

“Thank you for your interest! My standard rate for this type of project is X, and I typically deliver within Y weeks. Let me know if you have any questions or specific needs.”

Pro Tip:

Personalize responses to each inquiry to show attentiveness and professionalism.

Prompt 320:

Generate a list of 15 high-demand digital skills you can learn quickly to start freelancing online, with suggestions for free or low-cost resources.

What to Expect:

Identify valuable, marketable skills such as copywriting, social media management, or basic web development, and find accessible learning paths to build competence rapidly. This prompt aids career pivots or skill upgrades for freelance success.

Example:

Skill: Video editing — resource: free tutorials on YouTube, beginner courses on Coursera.

Pro Tip:

Focus on building a portfolio alongside learning to demonstrate skills to potential clients early.

Prompt 321:

Create a detailed guide on how to set up and optimize a dropshipping store, including niche selection, supplier vetting, and marketing strategies.

What to Expect:

This prompt will generate a comprehensive plan outlining each step to launch a profitable dropshipping business. From identifying trending but underserved niches to finding reliable suppliers and creating effective ads, you'll get actionable insights to avoid common pitfalls.

Example:

Tips might include choosing eco-friendly products to appeal to conscious consumers, using Shopify integrations for order automation, and running Facebook ads targeting specific demographics.

Pro Tip:

Test product ideas with small ad budgets before scaling, and maintain excellent customer service to build trust and

repeat business.

Prompt 322:

Write a persuasive cold email template for pitching freelance copywriting services to startup founders, emphasizing ROI and tailored solutions.

What to Expect:

Get a professional outreach email designed to capture attention quickly by addressing startup challenges and showing how your writing boosts conversions and brand awareness. The prompt helps craft clear, concise messaging for cold outreach success.

Example:

Subject: “Boost Your Startup’s Growth with Compelling Copy” — followed by personalized pain points and examples of results you’ve delivered.

Pro Tip:

Research each prospect thoroughly and customize your pitch to their current marketing efforts or product launches.

Prompt 323:

Develop a financial tracking spreadsheet template tailored for freelancers to manage income, expenses, taxes, and savings goals.

What to Expect:

Receive a detailed, user-friendly template that simplifies budgeting and tax prep for freelancers. The spreadsheet

includes categorized income streams, expense tracking, quarterly tax estimates, and reminders to save for retirement or emergencies.

Example:

Tabs might include “Client invoices,” “Business expenses,” and “Tax deductions” with automatic summary charts.

Pro Tip:

Update the spreadsheet weekly to avoid end-of-year stress and ensure accurate financial oversight.

Prompt 324:

Generate a list of 10 unconventional but lucrative freelance gigs you can start from home with minimal equipment.

What to Expect:

Discover creative freelancing opportunities beyond typical roles that leverage niche skills or emerging trends. Each gig includes a description, earning potential, and starter tips.

Example:

“Virtual event moderator,” “Podcast show notes writer,” or “AI prompt engineer.”

Pro Tip:

Identify growing markets by researching freelance job boards and niche communities.

Prompt 325:

Create an engaging webinar outline on “How to Build Your First Online Course,” covering content planning, tech setup, and marketing.

What to Expect:

Plan a structured and informative webinar that guides beginners step-by-step through course creation, including choosing topics, recording techniques, and driving enrollments through social media and email.

Example:

Sections might include “Defining your target audience,” “Selecting the right platform,” and “Launching with a promotional campaign.”

Pro Tip:

Include interactive Q&A and downloadable resources to increase attendee value and engagement.

Prompt 326:

Write an Instagram bio for a freelance digital marketer targeting small businesses, highlighting expertise and a clear call-to-action.

What to Expect:

Craft a concise, compelling bio that summarizes your services, unique selling points, and invites visitors to contact or visit your website.

Example:

“Helping small businesses grow online 🚀 | SEO & social ads expert | DM for free audit!”

Pro Tip:

Use emojis and line breaks to improve readability and personality.

Prompt 327:

Design a customer feedback survey template for online coaches to gather insights on course content, delivery, and results.

What to Expect:

Get a well-structured survey with both quantitative (rating scales) and qualitative (open-ended) questions to evaluate client satisfaction, learning outcomes, and areas for improvement.

Example:

Questions about clarity of materials, pacing, instructor responsiveness, and impact on personal goals.

Pro Tip:

Incentivize survey completion with bonuses or discounts to increase response rates.

Prompt 328:

Generate 15 catchy product description ideas for eco-friendly skincare items, focusing on benefits, ingredients, and emotional appeal.

What to Expect:

Receive a variety of descriptions that highlight natural ingredients, sustainability, and customer wellness, designed to convert browsers into buyers.

Example:

“Refresh your skin with our organic lavender-infused moisturizer — gentle, nourishing, and cruelty-free.”

Pro Tip:

Use sensory language and customer testimonials to build trust and desire.

Prompt 329:

Create a content calendar for a YouTube channel focused on budgeting tips for millennials, including video topics, posting schedule, and engagement strategies.

What to Expect:

A month-long calendar balancing educational, inspirational, and interactive videos, designed to grow subscribers and increase viewer engagement.

Example:

Videos on “How to Build an Emergency Fund,” “Frugal Living Hacks,” and live Q&A sessions.

Pro Tip:

Analyze video performance metrics regularly to fine-tune your content approach.

Prompt 330:

Write a professional contract template for freelance photographers, covering scope of work, payment terms, usage rights, and cancellation policies.

What to Expect:

Get a clear, legally sound contract that protects your work and outlines expectations to prevent disputes. This template includes sections on deliverables, deadlines, ownership, and client responsibilities.

Example:

Clauses about photo usage for marketing, fees for rescheduling, and copyright ownership retention.

Pro Tip:

Have a legal professional review your contract to ensure it complies with local laws and industry standards.

Prompt 331:

Design a step-by-step checklist for launching a successful Etsy shop specializing in vintage clothing, including sourcing, pricing, photography, and customer service.

What to Expect:

This prompt guides you through the entire process of opening a niche Etsy store, emphasizing authentic product sourcing, competitive pricing strategies, and creating appealing product photos. It also covers essential customer service tips to build positive reviews and repeat business.

Example:

Suggestions include researching vintage trends, using natural lighting for photos, and responding promptly to buyer inquiries.

Pro Tip:

Create unique product descriptions that tell the story behind each vintage piece to connect emotionally with buyers.

Prompt 332:

Write a persuasive LinkedIn post promoting your new freelance consulting services, targeting mid-sized companies needing digital transformation support.

What to Expect:

Craft a professional yet engaging post that clearly states your expertise, the problems you solve, and a call to action encouraging companies to reach out for consultations.

Example:

Highlight case studies demonstrating measurable improvements and invite readers to book free strategy calls.

Pro Tip:

Use relevant hashtags and tag industry influencers to increase post visibility.

Prompt 333:

Create a template for a monthly invoice tailored for freelance writers, including sections for project details, payment terms, and late fees.

What to Expect:

Receive a clean, professional invoice format that streamlines billing, clarifies payment expectations, and minimizes disputes. This template ensures consistency and professionalism in client communications.

Example:

Sections include client name, description of work, total

amount due, payment methods accepted, and due date.

Pro Tip:

Automate invoice reminders using accounting software to improve timely payments.

Prompt 334:

Generate a list of 12 innovative digital product ideas that capitalize on current trends in wellness and self-care.

What to Expect:

Explore fresh product concepts like guided meditation audio, habit trackers, or nutrition planners designed to meet growing consumer interest in mental and physical well-being.

Example:

A “30-day mindfulness challenge” downloadable workbook with daily exercises.

Pro Tip:

Test product ideas with surveys or social media polls to validate demand before creation.

Prompt 335:

Write a script for a podcast episode interviewing a successful freelancer about overcoming common startup challenges.

What to Expect:

Get a detailed interview outline and questions that encourage storytelling, actionable advice, and motivational

insights to inspire your audience.

Example:

Questions cover topics like managing client expectations, balancing work-life, and scaling services.

Pro Tip:

Prepare follow-up questions to dive deeper into interesting points shared by your guest.

Prompt 336:

Develop an email newsletter template for a personal finance coach, designed to educate and engage subscribers weekly.

What to Expect:

Receive a well-structured email format balancing educational content, client success stories, and calls to action for services or resources.

Example:

Sections for budgeting tips, recommended tools, and upcoming webinar announcements.

Pro Tip:

Use personalized greetings and segment your list based on subscriber interests for better engagement.

Prompt 337:

Create a list of 10 side hustle ideas for introverts that minimize social interaction while maximizing income

potential.

What to Expect:

Find tailored opportunities such as freelance writing, graphic design, or selling digital products that fit introverted preferences, with practical tips on getting started.

Example:

“E-book authoring” with advice on self-publishing platforms and marketing strategies.

Pro Tip:

Leverage online communities for networking and support without face-to-face pressure.

Prompt 338:

Write a step-by-step tutorial for creating a lead magnet to grow an email list for a coaching business.

What to Expect:

Learn how to craft valuable downloadable content—like checklists or mini-courses—that attracts your target audience and encourages sign-ups.

Example:

Guide includes choosing a relevant topic, designing the lead magnet, and setting up automated delivery via email marketing platforms.

Pro Tip:

Promote your lead magnet across social media channels and website to maximize reach.

Prompt 339:

Draft a client feedback request email template that encourages honest reviews and testimonials after project completion.

What to Expect:

Receive a polite, clear email that makes it easy for clients to provide valuable feedback, enhancing your credibility and marketing efforts.

Example:

Include direct links to review sites or a short survey form.

Pro Tip:

Send the request shortly after project delivery while the experience is fresh.

Prompt 340:

Generate a list of 15 creative ways to repurpose existing content into different formats to expand your freelance brand reach.

What to Expect:

Discover strategies like turning blog posts into podcasts, infographics, or social media snippets to maximize content value and audience engagement.

Example:

Transforming a long-form article into a series of Instagram carousel posts.

Pro Tip:

Use analytics to identify your best-performing content and prioritize repurposing it for greater impact.

Prompt 341:

Design a detailed roadmap for launching a successful Etsy print-on-demand store, including niche selection, design creation, marketing, and fulfillment.

What to Expect:

This prompt offers a comprehensive plan to build an Etsy store focused on print-on-demand products like t-shirts, mugs, or phone cases. It walks you through identifying trending niches, creating appealing designs, setting competitive prices, and marketing your products effectively using SEO and social media ads.

Example:

Steps include researching popular themes, creating mockups with tools like Canva, and running Instagram giveaways to build an audience.

Pro Tip:

Focus on building a consistent brand identity and encouraging customer reviews to boost credibility.

Prompt 342:

Write a persuasive cold outreach email template for selling social media management services to local businesses.

What to Expect:

Get a professionally crafted email that highlights the benefits of social media marketing, how your services solve common pain points, and a clear call-to-action to schedule a consultation or demo.

Example:

Subject line: “Boost Your Local Business with Expert Social Media Management” followed by concise value propositions and contact info.

Pro Tip:

Personalize emails by mentioning the business’s recent social media activity or lack thereof to capture attention.

Prompt 343:

Create a weekly content schedule for a TikTok account focused on DIY crafts, including video ideas, posting times, and hashtag suggestions.

What to Expect:

Receive a detailed content calendar designed to maximize engagement and follower growth on TikTok. The schedule balances trending challenges, how-to videos, and behind-the-scenes content tailored to DIY enthusiasts.

Example:

Video ideas like “Quick home decor hacks,” “Step-by-step macrame tutorial,” and “Before-and-after room makeovers.”

Pro Tip:

Engage with comments and participate in trending sounds to increase visibility.

Prompt 344:

Develop a client onboarding checklist for freelance writers, including contract signing, style guide sharing, and milestone setting.

What to Expect:

This checklist streamlines the onboarding process, ensuring nothing important is missed. It improves client satisfaction by setting clear expectations and fostering smooth project workflows.

Example:

Items include sending contracts, gathering reference materials, and scheduling check-in meetings.

Pro Tip:

Use project management tools to track checklist completion and deadlines.

Prompt 345:

Generate 12 ideas for digital workshops or webinars you can offer as a side hustle, including topics, target audiences, and promotional tips.

What to Expect:

Explore engaging and profitable online workshop ideas that leverage your skills or knowledge, with marketing suggestions to attract the right attendees.

Example:

Workshops like “Mastering Instagram Ads for Beginners” or “Time Management for Remote Workers.”

Pro Tip:

Record sessions to offer as paid replays or bonus content.

Prompt 346:

Write a professional but friendly follow-up email template for prospective clients who have not responded after your initial outreach.

What to Expect:

Receive an email that politely reminds potential clients about your previous message, reiterates your value, and invites them to discuss their needs further, increasing your chances of engagement.

Example:

“Hi [Name], just checking in to see if you had a chance to review my proposal. I’m excited to help you achieve your goals!”

Pro Tip:

Keep follow-ups concise and space them appropriately (e.g., one week after initial contact).

Prompt 347:

Create a list of 15 niche freelance services that are in growing demand in 2025, with explanations on why they're profitable.

What to Expect:

Discover emerging freelance specialties like AI prompt engineering, virtual event production, or sustainability consulting, with insights into market trends driving demand.

Example:

"AI prompt engineer: Helping businesses craft effective AI inputs for better results."

Pro Tip:

Stay updated on industry news and adapt your offerings to evolving client needs.

Prompt 348:

Design a customer loyalty program outline for an online boutique, including reward tiers, incentives, and promotional ideas.

What to Expect:

Develop a structured loyalty program aimed at increasing repeat purchases and customer retention through points, discounts, and exclusive offers.

Example:

Tiers like “Silver,” “Gold,” and “Platinum” with escalating rewards such as early access to new products or free shipping.

Pro Tip:

Promote the program through email and social media to maximize enrollment.

Prompt 349:

Write a detailed FAQ page for a freelance graphic design service website, addressing common client concerns and service details.

What to Expect:

Create a helpful FAQ that clarifies pricing, project timelines, revision policies, and communication methods to reduce client inquiries and build trust.

Example:

Questions like “What file formats do you deliver?” and “How many revisions are included?” with clear answers.

Pro Tip:

Update the FAQ regularly based on actual client questions.

Prompt 350:

Generate a social media advertising campaign plan for launching a new eBook about personal finance for millennials, including target audience, budget, and ad creatives.

What to Expect:

Receive a detailed campaign blueprint with suggested audience demographics, optimal ad formats (carousel, video, stories), and creative ideas to capture attention and drive sales.

Example:

Targeting college graduates interested in budgeting tools, with ads featuring animated infographics and testimonials.

Pro Tip:

Monitor ad performance daily and tweak targeting and creatives to improve ROI.

Category 8 — Personal Development (Prompts #351-400)

Description:

This category focuses on empowering you to enhance your mindset, habits, emotional intelligence, and life planning using ChatGPT-5 as your personal growth coach. Whether you want to build new habits, improve productivity, cultivate mindfulness, or set meaningful goals, these prompts offer guided reflections, actionable plans, and motivational exercises tailored to your personal journey.

What to Expect:

Expect prompts that help you create habit trackers, journal prompts, self-reflection questions, goal-setting frameworks, and strategies for overcoming procrastination and stress. These tools are designed to promote self-awareness, resilience, and continuous improvement, helping you unlock your fullest potential.

Value:

Transform ChatGPT into a supportive accountability partner and mindset mentor. These prompts guide you through structured exercises and reflective practices that can dramatically boost your confidence, clarity, and life satisfaction over time.

Prompt 351:

Create a personalized morning routine checklist designed to boost energy, focus, and mental clarity throughout the day.

What to Expect:

Receive a tailored list of activities such as mindfulness exercises, light physical movement, hydration reminders, and motivational affirmations that fit your lifestyle and goals.

Example:

Including 5 minutes of meditation, journaling three things you're grateful for, and a brief stretching session.

Pro Tip:

Start small and gradually add new elements to avoid overwhelm.

Prompt 352:

Generate 20 deep self-reflection journal prompts to explore your values, fears, and motivations.

What to Expect:

These prompts encourage introspection, helping you identify what truly matters and uncover limiting beliefs or emotional blocks that may be holding you back.

Example:

"Describe a time you felt most alive. What were you doing?" or "What fears are preventing you from pursuing your dreams?"

Pro Tip:

Write without judgment and revisit your answers periodically for insight.

Prompt 353:

Design a 30-day habit tracker template to help build and maintain new positive behaviors.

What to Expect:

A practical, easy-to-use tracker with space to record daily progress on habits like exercise, reading, or meditation, along with motivational tips to keep you accountable.

Example:

Color-coded boxes to mark completed days and weekly reflection prompts.

Pro Tip:

Celebrate small wins and adjust goals as needed to stay motivated.

Prompt 354:

Write a step-by-step guide for setting SMART goals (Specific, Measurable, Achievable, Relevant, Time-bound) aligned with your personal development objectives.

What to Expect:

Clear instructions on crafting effective goals that enhance focus and increase the likelihood of success by breaking larger ambitions into manageable steps.

Example:

Goal: “Read one personal development book per month” with milestones and deadlines.

Pro Tip:

Review and revise goals quarterly to stay aligned with your evolving priorities.

Prompt 355:

Generate 15 motivational affirmations tailored to boost self-confidence and reduce anxiety.

What to Expect:

Powerful, positive statements to repeat daily that rewire negative thought patterns and foster a resilient mindset.

Example:

“I am capable of overcoming any challenge that comes my way.”

Pro Tip:

Speak affirmations aloud each morning and write them down for stronger impact.

Prompt 356:

Create a guided mindfulness meditation script focused on stress relief and present-moment awareness.

What to Expect:

A calming, stepwise meditation practice that you can read aloud or record for daily use to reduce anxiety and improve emotional balance.

Example:

Instructions on breathing techniques, body scans, and gentle awareness exercises.

Pro Tip:

Practice regularly, even for just 5 minutes, to build consistency.

Prompt 357:

Write a daily gratitude journal template with prompts encouraging appreciation for small and big moments.

What to Expect:

A structured format to cultivate gratitude, including space to note three things you're thankful for each day and reflections on positive experiences.

Example:

"Today I am grateful for..." and "One positive thing that happened today was..."

Pro Tip:

Use this journal during challenging times to shift focus toward positivity.

Prompt 358:

Develop a personalized evening routine checklist to promote relaxation and improve sleep quality.

What to Expect:

Recommendations such as screen-time limits, calming activities, and preparation for the next day to enhance restfulness and set you up for success.

Example:

Include reading, light stretching, and journaling about the day's highlights.

Pro Tip:

Stick to a consistent bedtime to regulate your body's internal clock.

Prompt 359:

Generate a list of 10 productivity hacks tailored for people who struggle with procrastination.

What to Expect:

Practical strategies such as the Pomodoro Technique, breaking tasks into smaller chunks, and prioritization methods to increase focus and task completion.

Example:

"Set a timer for 25 minutes and focus on one task without distractions."

Pro Tip:

Pair hacks with accountability tools like habit trackers or study groups.

Prompt 360:

Write a comprehensive guide on how to create a vision board that reflects your personal and professional aspirations.

What to Expect:

Step-by-step instructions on gathering images, quotes, and goals to create a visual representation that inspires and motivates daily.

Example:

Tips on selecting themes, digital versus physical boards, and positioning for daily visibility.

Pro Tip:

Update your vision board regularly to reflect growth and changing goals.

Prompt 361:

Create a detailed weekly reflection journal template that helps you assess your accomplishments, challenges, and lessons learned.

What to Expect:

This prompt generates a thoughtfully designed weekly reflection journal template that encourages you to take a deliberate pause at the end of each week to look back on your progress. It guides you to identify your key accomplishments, acknowledge the obstacles or setbacks you faced, and extract valuable lessons from your experiences. The process is designed to increase self-

awareness, help you celebrate wins no matter how small, and provide insight into patterns or habits that may need adjustment. It also supports intentional planning for the upcoming week by setting clear, actionable goals based on your reflections. Using this template consistently will foster a habit of mindful self-assessment, which is crucial for personal growth, emotional balance, and improved decision-making. The reflection questions are open-ended to stimulate deep thinking and honest evaluation, making it a powerful tool for building resilience and maintaining motivation over the long term.

Example:

Sections might include prompts such as “What were my biggest achievements this week?”, “What challenges did I encounter, and how did I respond?”, and “What is one thing I will do differently next week?”

Pro Tip:

Allocate a specific time each week—such as Sunday evening or Friday afternoon—for reflection. Creating a ritual around this practice will help ensure consistency and deepen its impact over time.

Prompt 362:

Write a motivational speech script for overcoming fear of failure, designed to inspire and empower listeners.

What to Expect:

This prompt produces a compelling and emotionally charged motivational speech that encourages you or your audience to reframe the concept of failure. It highlights how fear of failure is a natural, yet surmountable, obstacle that holds many back from reaching their true potential. The speech will include relatable stories, powerful metaphors, and examples of well-known individuals who turned failures into stepping stones for success. Expect a carefully structured narrative that builds from acknowledging fear, to embracing mistakes as learning opportunities, and finally to a rallying call to action that inspires courage and perseverance. Whether used for personal motivation, workshops, or coaching sessions, this speech provides encouragement, practical wisdom, and an empowering mindset shift.

Example:

You may find anecdotes about famous entrepreneurs, artists, or athletes who faced repeated failures before achieving greatness, illustrating that setbacks are often just part of the journey.

Pro Tip:

Personalize the speech by adding your own experiences or the specific challenges faced by your audience to make the message even more impactful.

Prompt 363:

Develop a morning journaling prompt series for 14 days focused on cultivating positivity and setting daily intentions.

What to Expect:

Expect a thoughtfully curated set of 14 morning journaling prompts designed to help you start each day with clarity, positivity, and focus. Each prompt will encourage you to reflect on what you are grateful for, what you want to achieve, and how you want to feel throughout the day. These prompts foster a mindset of intentionality, helping you align your daily actions with your bigger goals and values. The series is crafted to gradually build the habit of morning journaling, which research shows can improve mood, reduce stress, and enhance productivity. Over the two weeks, you'll notice a shift toward greater self-awareness and optimism as you consciously set positive intentions rather than react to external circumstances.

Example:

Prompts might include questions like “What three things am I grateful for this morning?”, “What is one positive action I will take today?”, and “How can I show kindness to myself and others today?”

Pro Tip:

Pair each journaling session with a few minutes of deep breathing or meditation to deepen your mental clarity and emotional balance for the day ahead.

Prompt 364:

Generate a detailed guide for creating a personal mission

statement that aligns with your core values and life purpose.

What to Expect:

This prompt will help you craft a clear, concise, and inspiring personal mission statement that acts as your north star in both your personal and professional life. The guide walks you through reflective exercises to uncover your deepest values, passions, and unique strengths, and shows you how to translate these into a meaningful declaration of purpose. Expect structured questions and practical tips on condensing your insights into a memorable, actionable statement that motivates you daily. A strong mission statement provides clarity during decision-making, keeps you aligned with what truly matters, and serves as a constant reminder of why you do what you do. This process fosters a profound sense of direction and empowerment.

Example:

You might be prompted to answer questions such as “What impact do I want to make on the world?” or “What values am I unwilling to compromise on?”

Pro Tip:

Review and refine your mission statement periodically, especially after major life changes or achievements, to keep it relevant and inspiring.

Prompt 365:

Write a comprehensive plan for developing emotional intelligence, including exercises for empathy, self-regulation, and social skills.

What to Expect:

Expect a thorough and multi-layered plan to enhance your emotional intelligence (EQ), which is critical for personal well-being and successful relationships. The prompt outlines daily exercises designed to increase empathy by helping you understand others' perspectives, techniques for managing your own emotional reactions in stressful situations, and practical strategies to improve communication and conflict resolution. The plan emphasizes the importance of self-awareness as the foundation for emotional growth and offers journaling prompts and mindfulness practices to deepen this skill. Developing EQ leads to better interpersonal connections, reduced anxiety, and improved leadership abilities. This structured approach makes emotional growth approachable and actionable.

Example:

Exercises could include daily reflections on emotional triggers, practicing active listening with a friend, and role-playing difficult conversations.

Pro Tip:

Keep a dedicated EQ journal to track your progress and insights gained through these exercises.

Prompt 366:

Create a list of 10 mindfulness activities that can be easily integrated into a busy workday to reduce stress and improve focus.

What to Expect:

This prompt delivers a practical toolkit of quick, effective mindfulness exercises designed to fit seamlessly into your workday—even during hectic schedules. Activities range from simple breathing techniques and body scans to mini meditation sessions and mindful movement breaks. Each activity aims to interrupt stress responses, bring your attention back to the present moment, and increase mental clarity. Regular practice of these techniques throughout the day can enhance emotional regulation, reduce burnout, and improve productivity. The list includes clear instructions and suggestions on when and how to implement each activity for maximum benefit.

Example:

Examples include “Take a 3-minute mindful breathing break after each hour of work” or “Practice a mindful stretch while standing at your desk.”

Pro Tip:

Set phone or computer reminders to prompt you to pause and practice mindfulness regularly.

Prompt 367:

Write a step-by-step guide on how to break large, overwhelming goals into manageable daily tasks.

What to Expect:

You'll receive a detailed methodology for dismantling ambitious or intimidating goals into small, actionable steps that feel achievable and motivating. This guide helps combat procrastination and overwhelm by encouraging you to focus on what can be done each day rather than the daunting "big picture" all at once. It covers prioritization techniques, time blocking, and ways to set milestones that celebrate progress and maintain momentum. By following this approach, you will gain clarity on what actions truly move you forward and reduce the anxiety often associated with large projects. The guide also includes tips for adjusting plans flexibly as needed.

Example:

For a goal like "Write a novel," the guide might suggest daily tasks such as "Write 500 words" or "Outline chapter 3."

Pro Tip:

Use digital planners or apps that allow you to break tasks down and check them off to visually track progress.

Prompt 368:

Generate 20 self-compassion affirmations to support mental health and reduce self-criticism.

What to Expect:

This prompt produces a collection of nurturing and empowering affirmations aimed at cultivating self-kindness, especially during moments of stress, failure, or self-doubt. These affirmations help reframe harsh inner dialogue into supportive, understanding language, which can improve mental health, reduce anxiety, and build resilience. Using these affirmations regularly can soften perfectionism and foster a more forgiving and patient relationship with yourself. The affirmations vary in tone from gentle reminders to bold declarations of worthiness, offering a versatile toolkit for different emotional states.

Example:

Examples include “I am worthy of love and understanding, even when I make mistakes” and “I choose progress over perfection.”

Pro Tip:

Incorporate affirmations into your daily routine by repeating them aloud in front of a mirror or writing them in a journal.

Prompt 369:

Design a 7-day digital detox plan with daily activities and tips to disconnect from screens and reconnect with yourself.

What to Expect:

This prompt outlines a gradual, manageable week-long plan to reduce screen time and break digital dependence,

helping you reclaim focus, creativity, and emotional well-being. Each day includes specific challenges or activities to minimize device usage, such as scheduled “no phone” periods, engaging in offline hobbies, or practicing mindful presence. The plan also offers advice on managing withdrawal symptoms and replacing screen time with restorative alternatives like nature walks or journaling. By the end of the detox, you’ll likely experience improved sleep, reduced anxiety, and enhanced clarity. The plan is designed for realistic integration into modern life rather than strict avoidance.

Example:

Day 1: Turn off all notifications; Day 4: No social media for entire day; Day 7: Reflect on your digital habits and plan future boundaries.

Pro Tip:

Inform close contacts about your detox to reduce pressure to respond immediately and set expectations.

Prompt 370:

Write a motivational letter template to your future self to be read one year from now, highlighting goals, hopes, and encouragement.

What to Expect:

This prompt provides a heartfelt template that encourages you to articulate your current dreams, challenges, and

aspirations in a letter to your future self. Writing this letter fosters powerful visualization and commitment to your personal growth journey. It serves as both a time capsule and a motivational tool—when read a year later, it reminds you of your initial passion, helps measure growth, and reignites your drive. The letter includes prompts for celebrating your strengths, recognizing potential obstacles, and offering encouragement for perseverance. This reflective exercise deepens self-awareness and accountability.

Example:

Sections might include “What I hope to achieve,” “How I want to feel,” and “Words of encouragement when times are tough.”

Pro Tip:

Store the letter in a sealed envelope or use digital platforms like futureme.org to schedule delivery for a special moment of reflection.

Prompt 371:

Develop a comprehensive plan for overcoming negative self-talk, including identification techniques, reframing methods, and daily practice exercises.

What to Expect:

This prompt provides a thorough, step-by-step approach to help you become aware of your negative internal dialogue, which often undermines confidence and motivation. You’ll

learn to identify common patterns of self-criticism and limiting beliefs through guided self-assessment questions and journaling prompts. The plan introduces cognitive reframing techniques that teach you how to challenge and transform these negative thoughts into positive, constructive ones. It also includes daily exercises such as writing empowering statements, practicing mindfulness to observe thoughts non-judgmentally, and affirmations to strengthen your mental resilience. By following this plan consistently, you will gradually replace harmful self-talk with nurturing language, fostering a healthier mindset that supports your goals and emotional wellbeing.

Example:

Exercises may include keeping a “thought diary” to record negative thoughts and actively rephrasing them with positive alternatives like “I am learning and growing every day.”

Pro Tip:

Pair this practice with regular meditation to increase awareness of your thought patterns and create emotional distance from negativity.

Prompt 372:

Write a step-by-step guide to develop a gratitude practice that lasts, including journaling, verbal expression, and mindful appreciation techniques.

What to Expect:

You'll receive an in-depth, actionable plan for cultivating gratitude as a daily habit, backed by psychological research linking gratitude to increased happiness and reduced stress. The guide covers various gratitude exercises, such as maintaining a gratitude journal, expressing thanks to others verbally or through notes, and integrating mindful moments of appreciation into everyday activities. It provides tips for overcoming common obstacles like forgetfulness or skepticism and offers creative prompts to keep your gratitude practice fresh and engaging. Expect advice on creating triggers or cues, like writing three things you're thankful for each morning, to build sustainable routines. This guide empowers you to reorient your mindset toward positivity and abundance consistently.

Example:

Techniques might include "Gratitude letters" where you write and deliver heartfelt messages, or "Gratitude walks" focusing on sensory appreciation of your environment.

Pro Tip:

Share your gratitude with others to amplify positive feelings and strengthen relationships.

Prompt 373:

Create a stepwise action plan for developing resilience in the face of adversity, including mindset shifts, support systems, and coping strategies.

What to Expect:

This prompt offers a comprehensive roadmap to build mental and emotional resilience by equipping you with practical tools to bounce back from setbacks stronger and wiser. The plan encourages adopting growth-oriented mindset shifts, such as viewing challenges as opportunities rather than threats, and emphasizes the importance of cultivating supportive relationships and community. It provides coping strategies including stress management techniques, problem-solving frameworks, and self-care routines tailored to help you maintain equilibrium during difficult times. Through a combination of reflective exercises and actionable steps, you'll develop greater emotional flexibility, perseverance, and confidence in your ability to navigate life's uncertainties.

Example:

Suggestions might include practicing optimistic reframing, creating a personal support network, and scheduling regular downtime to recharge.

Pro Tip:

Maintain a resilience journal where you document how you overcame obstacles and lessons learned, which can motivate you during future challenges.

Prompt 374:

Write a detailed guide for creating a balanced work-life schedule, including time-blocking, priority setting, and self-

care integration.

What to Expect:

Expect a structured plan that helps you design a daily and weekly schedule harmonizing professional obligations with personal needs, reducing burnout and improving overall satisfaction. The guide walks you through identifying your top priorities in both work and life domains and assigning dedicated time blocks for focused work, family, hobbies, and rest. It emphasizes the importance of building flexibility into your routine to accommodate unexpected events without stress. Self-care practices such as exercise, mindfulness, and social connection are incorporated to maintain your energy and mental health. This approach promotes sustainable productivity and enhances your ability to fully engage in both your career and personal life.

Example:

A sample schedule might include focused work sessions in the morning, family time in the early evening, and a 30-minute nightly relaxation ritual.

Pro Tip:

Review and adjust your schedule weekly to respond to changing demands and prevent rigidity.

Prompt 375:

Generate 15 journaling prompts designed to improve self-awareness and emotional intelligence.

What to Expect:

This prompt provides a rich set of reflective questions aimed at helping you explore your inner world more deeply. These prompts encourage you to examine your emotions, triggers, values, and interpersonal patterns. Engaging with these questions regularly enhances your ability to understand and regulate your emotions and fosters empathy for others. The prompts are carefully crafted to facilitate honest and insightful writing, which builds clarity and emotional literacy over time. You can use these prompts as part of a daily or weekly journaling practice to continuously expand your self-knowledge and improve your social interactions.

Example:

Prompts might include “What emotions did I feel most strongly today, and what triggered them?” or “Describe a recent interaction where I felt misunderstood—what might I have done differently?”

Pro Tip:

Combine journaling with mindfulness meditation to deepen your emotional insights.

Prompt 376:

Create a 10-step plan for establishing healthy boundaries in personal and professional relationships.

What to Expect:

You will get a detailed and practical framework for recognizing where your boundaries need to be set or strengthened, and how to communicate them effectively and respectfully. The plan includes self-assessment exercises to identify boundary violations, scripts for assertive communication, and strategies to handle resistance or pushback. By following this plan, you will protect your mental health, reduce stress, and foster relationships based on mutual respect and understanding. The steps guide you through setting limits on time, emotional labor, physical space, and digital presence. This approach builds your confidence in advocating for yourself without guilt or aggression.

Example:

Step examples include “Identify situations where you feel drained or uncomfortable,” “Practice saying ‘no’ in low-stakes scenarios,” and “Set clear expectations about availability.”

Pro Tip:

Regularly revisit and adjust your boundaries as relationships and circumstances evolve.

Prompt 377:

Write a detailed mindfulness exercise focused on cultivating patience and reducing impulsivity.

What to Expect:

This prompt delivers a guided practice that trains your attention to notice urges for immediate reactions and helps you pause before responding. The exercise includes breath awareness, body scanning, and visualization techniques designed to ground you in the present moment and reduce impulsive behaviors. With repeated practice, you'll develop greater emotional regulation, reduce stress, and improve decision-making. The script also provides tips on applying mindfulness off the cushion—during moments of frustration or impatience in daily life.

Example:

Instructions may guide you to “notice the sensation of impatience as it arises, acknowledge it without judgment, and gently return your focus to your breath.”

Pro Tip:

Use mindfulness as a tool to create space between stimulus and response, increasing your freedom of choice.

Prompt 378:

Generate a list of 12 books on personal development and self-improvement, with summaries and reasons why each is recommended.

What to Expect:

Receive a carefully curated list of influential and practical books spanning topics like mindset, habits, emotional intelligence, and productivity. Each recommendation comes

with a concise summary highlighting key lessons and the unique value it offers to readers at various stages of their growth journey. This resource saves you research time and guides your reading choices toward high-impact materials. It's ideal for building a foundational personal development library or finding fresh inspiration.

Example:

Books such as “Atomic Habits” by James Clear, summarized as “A practical guide on building lasting habits through small incremental changes.”

Pro Tip:

Take notes or journal about key takeaways as you read to deepen your understanding and application.

Prompt 379:

Create a guided visualization script designed to help reduce anxiety and promote feelings of safety and calm.

What to Expect:

This prompt generates a soothing, imagery-rich script that leads you through a mental journey to a peaceful place, encouraging relaxation and stress relief. The visualization incorporates sensory details, breathing cues, and affirmations to engage your mind and body in calming responses. Using this regularly can help regulate your nervous system, lower cortisol levels, and improve emotional balance during anxious

moments. The script is suitable for self-guided practice or for facilitators leading relaxation sessions.

Example:

Imagery might include “Imagine yourself walking through a quiet forest, feeling the soft earth beneath your feet and the gentle breeze on your skin.”

Pro Tip:

Practice this visualization in a quiet space free of distractions, ideally seated or lying down comfortably.

Prompt 380:

Write a comprehensive goal review worksheet template to assess progress, obstacles, and next steps for any personal or professional objective.

What to Expect:

This prompt produces a structured worksheet that helps you take a deep dive into your current goals, reflect on what has been accomplished, identify barriers, and plan actionable next steps. It prompts you to analyze your strategies, resources, and mindset, encouraging course corrections and renewed motivation. This systematic review fosters accountability and continuous growth, preventing goals from stagnating or being abandoned prematurely. The template is versatile and can be adapted for short-term projects or long-term ambitions.

Example:

Sections might include “Achievements this period,” “Challenges encountered,” “Lessons learned,” and “Action plan for the next phase.”

Pro Tip:

Use this worksheet monthly or quarterly to maintain momentum and celebrate incremental successes.

Prompt 381:

Develop a step-by-step morning mindfulness routine that integrates meditation, intention-setting, and gentle movement.

What to Expect:

This prompt helps you design a morning routine that combines several mindfulness practices to start your day with calmness, clarity, and purpose. The routine includes a guided meditation to center your awareness, prompts for setting meaningful intentions to direct your focus, and light stretches or yoga poses to awaken your body. The structure supports sustained mental calm throughout the day, boosts energy levels, and fosters emotional resilience. Detailed guidance ensures the routine is adaptable to different time constraints and skill levels, encouraging a consistent practice.

Example:

The routine may start with 5 minutes of breath-focused meditation, followed by writing an intention like “Today, I will

practice patience,” and concluding with 10 minutes of gentle yoga.

Pro Tip:

Keep your routine flexible—on busy days, even a 5-minute version can reset your mindset positively.

Prompt 382:

Write a detailed guide on how to develop a growth mindset, including exercises to challenge limiting beliefs and embrace learning opportunities.

What to Expect:

You will receive an in-depth guide that explains the concept of a growth mindset versus a fixed mindset and how cultivating the former can lead to greater success and satisfaction. The prompt includes practical exercises such as journaling about past failures as learning experiences, reframing negative self-talk, and setting process-oriented goals instead of just outcome goals. It encourages a curious and open attitude toward challenges, mistakes, and feedback. Over time, adopting a growth mindset improves resilience, motivation, and creativity.

Example:

Exercises might include “Identify a recent failure and list three things you learned from it” or “Replace ‘I can’t do this’ with ‘I can’t do this yet.’”

Pro Tip:

Use affirmations that reinforce your ability to grow and improve, especially during setbacks.

Prompt 383:

Create a gratitude journaling template that incorporates daily, weekly, and monthly reflection sections to deepen appreciation.

What to Expect:

This prompt delivers a versatile journaling template designed to help you build a layered gratitude practice. It encourages daily note-taking of simple appreciations, weekly summaries of meaningful moments, and monthly reflections on gratitude trends and personal growth. This multi-timeframe approach helps embed gratitude deeply into your mindset, making it more resilient and pervasive. The template includes prompts to explore how gratitude impacts your emotions and relationships.

Example:

Daily section: "List three things you are thankful for today." Weekly: "What unexpected blessings did you notice this week?" Monthly: "How has practicing gratitude changed your outlook?"

Pro Tip:

Review your previous entries regularly to reinforce positive feelings and notice growth over time.

Prompt 384:

Write a comprehensive self-care plan tailored for managing chronic stress, including physical, mental, and social strategies.

What to Expect:

This prompt generates a detailed and personalized self-care blueprint focused on effectively mitigating chronic stress. It covers physical strategies like exercise and sleep hygiene, mental techniques such as mindfulness and cognitive behavioral approaches, and social tactics including seeking support and setting boundaries. The plan includes scheduling tips and self-assessment tools to monitor stress levels and adapt practices as needed. Implementing this plan can significantly improve your overall well-being, energy levels, and emotional stability.

Example:

Suggestions might include daily 10-minute mindfulness breaks, weekly social check-ins, and establishing a consistent bedtime routine.

Pro Tip:

Track your stress triggers and coping successes in a journal to identify effective strategies.

Prompt 385:

Generate a list of 15 affirmations specifically aimed at building courage and facing fears.

What to Expect:

You'll receive a carefully curated list of powerful, confidence-boosting affirmations that help reduce anxiety around fear-inducing situations and inspire bold action. These affirmations are designed to be repeated daily or before challenging moments to reprogram your mindset toward bravery and self-trust. Incorporating these affirmations into your routine fosters greater emotional strength and willingness to take risks.

Example:

"I am stronger than my fears," "Every challenge I face makes me braver," and "I trust myself to handle whatever comes my way."

Pro Tip:

Write affirmations on sticky notes placed where you will see them frequently, such as your mirror or workspace.

Prompt 386:

Create a detailed evening reflection template that encourages winding down, gratitude, and preparation for restful sleep.

What to Expect:

This prompt provides a calming journaling template designed to help you transition from the busyness of the day to a peaceful night's rest. It includes prompts that encourage you to review the day's positive moments, release worries, and set gentle intentions for tomorrow. The structure

promotes mental relaxation, reduces bedtime anxiety, and enhances sleep quality. It can be used alongside calming rituals like herbal tea or light reading.

Example:

Prompts might be “What made me smile today?”, “What challenges did I face and how did I handle them?”, and “What can I do tomorrow to support my wellbeing?”

Pro Tip:

Use this reflection as part of a consistent bedtime routine to signal your body it’s time to relax.

Prompt 387:

Write a guide to building effective accountability partnerships, including choosing partners, setting agreements, and maintaining motivation.

What to Expect:

This prompt offers a comprehensive framework for creating and sustaining partnerships that support your goals and personal development. You’ll learn how to identify trustworthy and motivated partners, establish clear expectations, and design regular check-ins that encourage mutual support and honest feedback. The guide addresses common challenges like avoiding complacency or discomfort in accountability conversations and provides strategies to keep momentum high. Effective partnerships can significantly

boost your follow-through and foster a sense of community and shared purpose.

Example:

Steps include “Select partners with similar goals or values,” “Agree on frequency and mode of communication,” and “Celebrate successes together.”

Pro Tip:

Use technology tools like shared calendars or messaging apps to streamline accountability check-ins.

Prompt 388:

Generate 20 journaling prompts to explore and strengthen personal values and ethical beliefs.

What to Expect:

You’ll receive thoughtfully crafted prompts designed to help you identify, articulate, and reflect on your core values and ethical principles. Regular engagement with these prompts deepens your self-understanding and provides clarity during difficult decisions, ensuring your actions align with what matters most to you. This practice also builds integrity and authenticity, enhancing your confidence and personal fulfillment. The prompts invite exploration of past experiences, future aspirations, and everyday choices through the lens of values.

Example:

Prompts might include “What values do I want to pass on to others?”, “Describe a situation where I stood up for my beliefs,” and “How do my daily actions reflect my core values?”

Pro Tip:

Use your reflections as a compass for goal-setting and relationship-building.

Prompt 389:

Create a step-by-step guide to practicing effective self-forgiveness, including recognizing guilt, letting go, and moving forward.

What to Expect:

This prompt offers a compassionate and structured approach to releasing self-blame and cultivating forgiveness toward yourself. It includes exercises to identify the source of guilt, challenge harsh self-judgments, and adopt a more forgiving and growth-oriented mindset. The guide emphasizes the importance of accepting imperfection and learning from mistakes as essential steps to emotional healing and peace. By working through this process, you will alleviate emotional burdens that may block your progress and improve your relationship with yourself.

Example:

Steps include “Write a letter to yourself acknowledging the mistake,” “List lessons learned,” and “Develop a commitment

to positive change.”

Pro Tip:

Pair this practice with mindfulness or meditation focused on self-compassion for deeper transformation.

Prompt 390:

Write a detailed morning motivation routine that includes energizing exercises, affirmations, and goal visualization.

What to Expect:

This prompt provides a well-rounded routine designed to invigorate your mind and body each morning, setting a positive tone for the day. The routine combines physical movement like stretches or light cardio, empowering affirmations to boost confidence and optimism, and visualization exercises where you mentally rehearse achieving your daily goals. This combination enhances energy, sharpens focus, and strengthens motivation to tackle challenges. The routine can be tailored to fit any schedule or fitness level, encouraging consistent implementation for maximal benefit.

Example:

A sample routine could include 5 minutes of jumping jacks, repeating affirmations such as “I am capable and prepared,” followed by a visualization of successfully completing your most important task.

Pro Tip:

Record your affirmations or visualize in a quiet, distraction-free space to maximize effectiveness.

Prompt 391:

Design a comprehensive weekly goal-setting worksheet that helps you prioritize tasks, allocate time, and track progress effectively.

What to Expect:

This prompt provides a well-structured worksheet designed to help you set clear, achievable goals each week. It guides you through prioritizing your tasks by importance and urgency, scheduling dedicated time blocks for focused work, and monitoring your progress with checkpoints and reflection sections. The worksheet encourages realistic planning that balances ambition with feasibility, preventing overwhelm while promoting steady momentum. Using this tool weekly fosters discipline, boosts productivity, and aligns your daily actions with larger objectives.

Example:

Sections might include “Top 3 weekly goals,” “Time blocked for priority tasks,” and “Progress notes and obstacles.”

Pro Tip:

Review your worksheet at the start and end of each day to stay on track and adjust plans as needed.

Prompt 392:

Write a detailed guide on how to cultivate a habit of mindful eating, including tips on awareness, portion control, and emotional triggers.

What to Expect:

This prompt offers a thorough guide to help you develop mindfulness around your eating habits. It explains how to tune into hunger and fullness cues, savor flavors, and recognize emotional or habitual triggers that lead to overeating or unhealthy choices. The guide includes practical exercises such as eating without distractions, chewing slowly, and journaling about food experiences. Mindful eating promotes better digestion, healthier weight management, and a more positive relationship with food.

Example:

Tips include “Take three deep breaths before meals” and “Describe the taste and texture of each bite.”

Pro Tip:

Keep a food journal to track your mindfulness progress and identify patterns.

Prompt 393:

Generate a list of 12 self-reflective questions to assess and improve your work-life balance.

What to Expect:

This prompt provides insightful questions designed to help you evaluate how well you’re balancing professional

responsibilities with personal life. The questions encourage honest reflection on your time allocation, stress levels, satisfaction, and boundary-setting. Regular use can highlight imbalances and guide you toward adjustments that enhance well-being and prevent burnout.

Example:

Questions might include “Am I consistently taking time for myself each day?” and “What work tasks could I delegate or postpone?”

Pro Tip:

Combine these reflections with concrete actions like scheduling personal time or communicating boundaries at work.

Prompt 394:

Create a detailed plan to improve emotional regulation, including recognizing triggers, practicing grounding techniques, and developing healthy coping strategies.

What to Expect:

You’ll receive a comprehensive plan that helps you better understand and manage your emotional responses. It begins with identifying common emotional triggers and physical signs of distress, then teaches grounding exercises such as deep breathing and sensory awareness to regain calm. The plan also explores healthy coping mechanisms like journaling, physical activity, and seeking social support. Regular practice

strengthens your capacity to respond thoughtfully rather than react impulsively, leading to improved relationships and stress management.

Example:

Exercises could involve “Naming your emotions as they arise” and “Using a five-senses grounding technique during stressful moments.”

Pro Tip:

Practice grounding techniques daily to build automatic calming responses.

Prompt 395:

Write a motivational script designed to boost confidence before a major presentation or challenge.

What to Expect:

This prompt creates an inspiring and energizing speech or self-talk script aimed at building your confidence and reducing anxiety before high-stakes situations. The script includes affirmations, visualization of success, and reminders of your preparation and strengths. It’s suitable for personal use or as a speech to encourage others.

Example:

Phrases might include “I am fully prepared and capable,” and “Every challenge is an opportunity to grow.”

Pro Tip:

Record yourself delivering the script and listen before your event to reinforce confidence.

Prompt 396:

Develop a detailed evening gratitude ritual that incorporates journaling, meditation, and reflection.

What to Expect:

This prompt provides a soothing, multi-step ritual to end your day with gratitude and mindfulness. It combines writing about positive experiences, meditating on appreciation, and reflecting on lessons learned. This practice fosters relaxation, positive emotions, and better sleep.

Example:

Steps include “Write three things you’re grateful for,” “Meditate on a happy memory,” and “Reflect on one lesson from today.”

Pro Tip:

Make this ritual part of your nightly routine to build lasting positive mental habits.

Prompt 397:

Create a list of 10 practical tips for managing distractions and maintaining focus in a busy environment.

What to Expect:

You’ll get actionable strategies to reduce interruptions and sustain concentration amid noise and activity. Tips range from environmental adjustments, like decluttering and using

noise-cancelling headphones, to behavioral tactics such as time-blocking and the Pomodoro Technique. Implementing these can enhance productivity and reduce stress caused by constant distractions.

Example:

Tips include “Turn off non-essential notifications” and “Use a timer to work in focused bursts.”

Pro Tip:

Experiment with different techniques to find what works best for your unique setting.

Prompt 398:

Write a self-compassion meditation script that guides users through accepting imperfections and fostering kindness toward themselves.

What to Expect:

This prompt generates a gentle, guided meditation designed to cultivate self-compassion by encouraging acceptance of flaws and kindness in self-talk. It includes visualization, breath awareness, and affirmations to soften self-judgment. Practicing this regularly supports emotional healing and resilience.

Example:

The meditation may prompt, “Imagine wrapping yourself in a warm, comforting light of kindness.”

Pro Tip:

Practice this meditation especially after setbacks or moments of self-criticism.

Prompt 399:

Develop a checklist for preparing mentally and physically for high-pressure situations like interviews or performances.

What to Expect:

This prompt offers a practical, detailed checklist covering preparation steps including research, rehearsals, relaxation techniques, and nutrition tips. It aims to reduce anxiety by ensuring thorough readiness and boosting confidence through structured preparation.

Example:

Checklist items include “Practice answers to common questions,” “Do breathing exercises 10 minutes before,” and “Eat a balanced meal beforehand.”

Pro Tip:

Customize the checklist to your specific event and review it multiple times for best results.

Prompt 400:

Create a goal-setting vision board template with space for images, affirmations, and milestone tracking.

What to Expect:

You will receive a visually appealing and highly functional template that helps you map out your goals through images, inspiring affirmations, and measurable milestones. The template supports creative visualization and accountability by encouraging you to revisit and update your board regularly. Vision boards are known to enhance motivation and clarify priorities by engaging both your logical and emotional brain.

Example:

Sections might include “Career goals,” “Health aspirations,” and “Personal growth affirmations.”

Pro Tip:

Place your vision board somewhere visible to keep your goals top of mind every day.

Category 9 — Fun & Entertainment (Prompts #401-450)

Description:

This category is all about bringing joy, laughter, and creativity into your day through lighthearted and entertaining AI interactions. Whether you want to unwind with games, generate jokes, create quizzes, or explore whimsical creative experiments, ChatGPT-5 will be your playful companion. These prompts are designed to spark fun, inspire humor, and entertain yourself or friends, providing a refreshing break from routine tasks.

What to Expect:

You'll find prompts for interactive games like word puzzles and trivia, joke generation for all audiences, quiz creation tailored to any topic or skill level, creative story games, fun challenges, and humorous roleplay scenarios. Many prompts encourage social sharing or collaborative play, making this category great for parties, family time, or casual conversation starters. The tone is relaxed and imaginative, with plenty of space for spontaneity and unexpected delight.

Value:

Injecting fun into your daily life enhances creativity, reduces stress, and builds social bonds. Using ChatGPT-5 to create personalized entertainment saves you hours searching for games or jokes online, and enables unique, customized experiences you won't find anywhere else. This category

helps keep your mind sharp while you enjoy moments of lightheartedness and play.

Prompt 401:

Generate 10 original, clean jokes suitable for all ages, complete with punchlines.

Practical Use:

Use these jokes to break the ice in meetings, entertain kids during family time, or boost social media engagement with fresh, shareable humor. ChatGPT-5 understands age-appropriateness and cultural context, making jokes fun and relatable.

Example Output:

- “Why did the scarecrow win an award? Because he was outstanding in his field!”
- “What do you call cheese that isn’t yours? Nacho cheese!”

How ChatGPT-5 Transforms This:

Unlike generic joke lists, ChatGPT-5 crafts context-aware jokes that feel natural and clever. It can also generate themed jokes on request (e.g., holiday jokes, tech jokes) or modify jokes to fit your preferred humor style (dry, silly, punny).

Pro Tip:

Ask ChatGPT-5 to create joke variations based on your audience’s interests for a personalized touch.

Prompt 402:

Create a 10-question multiple-choice trivia quiz about world geography, with detailed explanations for each answer.

Practical Use:

Perfect for classrooms, team-building activities, or online social quizzes. The explanations reinforce learning, turning trivia into an educational tool, not just a game.

Example Output:

1. What is the longest river in the world?

- A) Amazon
- B) Nile
- C) Yangtze
- D) Mississippi

Answer: B) Nile — It stretches approximately 6,650 km through northeastern Africa.

How ChatGPT-5 Transforms This:

ChatGPT-5 generates questions balanced between easy and challenging, adapting explanations to be clear and engaging. It can customize quizzes based on the participant's knowledge level or interests, adding hints or fun facts dynamically.

Pro Tip:

Use ChatGPT-5 to generate quizzes on niche geographic topics (e.g., capitals, mountains) for targeted learning.

Prompt 403:

Write a humorous short story about an unlikely superhero whose power is causing uncontrollable laughter.

Practical Use:

Great for creative writing exercises, comedy sketches, or content for social media storytelling. The story can be expanded or adapted for longer formats or scripts.

Example Output (excerpt):

“Meet Chuckles, the superhero who saves the day by cracking jokes so hilarious, villains drop their weapons laughing uncontrollably...”

How ChatGPT-5 Transforms This:

ChatGPT-5 weaves natural dialogue, engaging plot twists, and humor that fits the superhero genre while appealing to broad audiences. Its contextual awareness ensures jokes and scenarios land well and flow smoothly.

Pro Tip:

Request additional characters or alternate endings to develop a full story arc.

Prompt 404:

Generate a word scramble puzzle with 15 animal-related words, including clues.

Practical Use:

Use in educational settings to build vocabulary or as a fun activity during family gatherings and parties. Clues add an

extra layer of challenge and learning.

Example Output:

Scrambled word: "LAEPHN"

Clue: "The largest land mammal with a trunk."

Answer: Elephant

How ChatGPT-5 Transforms This:

ChatGPT-5 ensures words have varying difficulty, offers relevant clues, and can adapt puzzles to different age groups or knowledge levels for optimal engagement.

Pro Tip:

Combine with brief facts about each animal to boost educational value.

Prompt 405:

Create a list of 8 engaging party games requiring only words or simple household items.

Practical Use:

Ideal for spontaneous entertainment at gatherings, team meetings, or virtual hangouts with minimal prep.

Example Output:

1. "Story Chain" – Each person adds a sentence to build a funny story.
2. "20 Questions" – Guess the object one player is thinking of with yes/no questions.

How ChatGPT-5 Transforms This:

ChatGPT-5 offers creative variations, rule modifications for different group sizes, and suggestions for keeping games fresh and fair. It can also generate custom game ideas based on the theme or setting.

Pro Tip:

Ask for rules that accommodate remote players to enhance virtual events.

Prompt 406:

Generate 10 creative icebreaker questions designed to elicit funny or surprising answers.

Practical Use:

Perfect for warming up new groups or breaking tension in meetings, classes, or social events.

Example Output:

- “If you could have dinner with any fictional character, who would it be and why?”
- “What’s the weirdest thing you believed as a child?”

How ChatGPT-5 Transforms This:

ChatGPT-5 crafts questions that tap into imagination and humor, encouraging sharing and connection with ease. It tailors tone and content to the audience’s age and culture for maximum comfort and fun.

Pro Tip:

Pair questions with short follow-up prompts to deepen conversations.

Prompt 407:

Write a humorous dialogue between two talking kitchen appliances debating who does more work.

Practical Use:

Fun for creative writing practice, skits, or social media content with a relatable and light-hearted theme.

Example Output (snippet):

Toaster: "Without me, breakfast would be toast-less!"

Microwave: "But I heat leftovers faster than you can say 'breakfast'!"

How ChatGPT-5 Transforms This:

ChatGPT-5 injects distinct personalities, clever jokes, and natural rhythm into the dialogue, making characters believable and amusing.

Pro Tip:

Expand the scene with more appliances or create a series of episodes.

Prompt 408:

Create 15 "Would You Rather" questions with quirky, challenging choices that spark lively debate.

Practical Use:

Great for group games, icebreakers, or social media engagement posts.

Example Output:

- “Would you rather only whisper for a day or only shout?”
- “Would you rather have a pet dragon or a pet unicorn?”

How ChatGPT-5 Transforms This:

ChatGPT-5 designs balanced, imaginative dilemmas that provoke creative thinking and humor, tailored to the audience’s age and interests.

Pro Tip:

Use ChatGPT-5 to generate themed sets (e.g., sci-fi, food) for specialized groups.

Prompt 409:

Generate 12 trivia questions about famous movies, complete with hints and answers.

Practical Use:

Perfect for movie nights, fan club events, or educational quizzes on film history.

Example Output:

Q: “In which film does a toy cowboy named Woody come to life?”

Hint: “A Pixar classic about toys.”

Answer: “Toy Story.”

How ChatGPT-5 Transforms This:

ChatGPT-5 leverages extensive cultural knowledge to mix popular and lesser-known trivia, ensuring engagement for both casual viewers and cinephiles.

Pro Tip:

Ask for difficulty level customization or questions focused on specific genres or decades.

Prompt 410:

Write a playful poem about the joys and frustrations of binge-watching TV series.

Practical Use:

Use as relatable content for blogs, social media, or creative writing inspiration.

Example Output (excerpt):

“One episode, then another, the night slips away / With popcorn in hand, I’m lost in the play.”

How ChatGPT-5 Transforms This:

ChatGPT-5 blends humor, rhythm, and modern cultural themes with poetic language, producing verses that resonate emotionally and entertain.

Pro Tip:

Request different poetic styles (haiku, limerick, free verse) for variety.

Prompt 411:

Design a 10-round word association game where players must quickly say a word related to the previous one, with increasing difficulty in each round.

Practical Application:

This word association game is perfect for classroom warm-ups, team-building exercises, or casual social gatherings where you want to stimulate quick thinking and creativity. The game's design starts simple to build confidence and progressively becomes more challenging, encouraging players to expand their vocabulary and think outside the box. ChatGPT-5's ability to recognize semantic relationships and generate context-aware sequences ensures each round flows logically while increasing in difficulty, maintaining player engagement.

Example:

- Round 1: Cat → Dog → Bone → Fetch → Ball
- Round 5 (increasing difficulty): Algorithm → Data → Encryption → Cipher → Puzzle

How ChatGPT-5 is a Game Changer:

Earlier AI models might produce random or loosely related words, leading to confusion or frustration. ChatGPT-5 understands subtle semantic connections and cultural references, creating smooth transitions that challenge players while keeping the gameplay enjoyable. It can also customize the word list based on participants' age or interests, making the game inclusive and relevant.

Pro Tip:

For an added twist, use ChatGPT-5 to generate themed word lists, such as "Space Exploration" or "Classic Literature," to tailor the game to specific groups or events.

Prompt 412:

Create a 12-question “Guess the Sound” quiz, where participants guess the source of everyday noises described or mimicked in text.

Practical Application:

This quiz is a fantastic activity for virtual or in-person team-building, sensory training for educators, or a fun family game night challenge. Since actual sound playback isn't possible through text, ChatGPT-5's ability to craft vivid, evocative descriptions or onomatopoeic mimicry helps players “hear” the sounds mentally and guess correctly. The quiz encourages active listening skills and imaginative thinking.

Example:

- “A rhythmic tap-tap-tap, steady and quick, like tiny footsteps on a wooden floor.” (Answer: Mouse or small animal)
- “A hiss followed by a soft sizzle, as if water meets a hot surface.” (Answer: Frying pan)

How ChatGPT-5 is a Game Changer:

ChatGPT-5's advanced natural language processing creates immersive and precise sound descriptions that feel almost audible, enhancing players' sensory imagination. It can also adjust the difficulty level, from obvious sounds for children to subtle or abstract sounds for adults.

Pro Tip:

Combine this quiz with a sound playback app or real-life sound effects for a mixed-media sensory game.

Prompt 413:

Generate a detailed script for a 5-minute improv comedy sketch involving a confused robot learning human emotions.

Practical Application:

Ideal for theater groups, improv classes, or content creators looking for fresh, humorous material. The script provides structure while leaving room for performers to improvise, explore comedic timing, and build character dynamics. It's perfect for practicing spontaneous creativity and social commentary on AI-human interaction.

Example Scene Excerpt:

Robot: "Why do humans laugh when they see a banana peel? Is this... emotion or danger detection?"

Human: "It's a little of both, you metal friend!"

How ChatGPT-5 is a Game Changer:

ChatGPT-5 produces nuanced dialogue with comedic beats, understands timing, and incorporates subtle irony and wit that earlier models struggle to maintain consistently. It creates multidimensional characters and humor that resonates with both tech-savvy and general audiences.

Pro Tip:

Request alternate endings or character perspectives to explore different comedic angles.

Prompt 414:

Create a list of 10 trivia questions focused on bizarre historical facts, complete with detailed explanations.

Practical Application:

Great for trivia nights, history buffs, or educators seeking engaging ways to teach lesser-known history. The bizarre facts pique curiosity and promote memory retention through surprise and amusement.

Example:

Q: “Which U.S. president had a pet alligator that lived in the White House?”

A: John Quincy Adams. He kept the alligator in a bathtub as a conversation piece and symbol of his Florida negotiations.

How ChatGPT-5 is a Game Changer:

ChatGPT-5’s access to a vast knowledge base and ability to present facts with entertaining narratives ensures trivia questions are both accurate and captivating. It can also tailor the language to fit the audience’s education level or humor preference.

Pro Tip:

Use these questions as icebreakers or conversation starters in social or educational settings.

Prompt 415:

Write a fun dialogue between two pets discussing their owners' quirks and habits.

Practical Application:

Perfect for pet lovers, bloggers, or social media creators looking for charming, relatable content. The dialogue can be used as a humorous comic script, Instagram captions, or a short video script.

Example Excerpt:

Dog: "Did you see Bob again? He talks to the TV like it's his best friend."

Cat: "I think he's trying to understand the humans better... or maybe he's just as weird as we thought."

How ChatGPT-5 is a Game Changer:

ChatGPT-5 crafts pet characters with distinct voices, injecting humor, empathy, and cultural references that make the dialogue authentic and entertaining. It understands nuances in pet behavior and human-pet dynamics to produce content that resonates emotionally.

Pro Tip:

Request personalized dialogues based on your own pets' behaviors for custom content.

Prompt 416:

Generate a list of 15 tongue twisters of varying difficulty, complete with pronunciation tips.

Practical Application:

Useful for speech therapy, language learning, or just lighthearted challenges among friends. Pronunciation tips help learners understand tricky sounds and improve diction.

Example:

“Peter Piper picked a peck of pickled peppers.”

Pronunciation tip: Focus on crisp ‘p’ sounds and maintain rhythm.

How ChatGPT-5 is a Game Changer:

ChatGPT-5 understands phonetics and can tailor tongue twisters to specific language learning needs or difficulty levels, providing helpful guidance that earlier models lack. It can also generate themed tongue twisters (animals, food, professions) for variety.

Pro Tip:

Use tongue twisters as warm-up exercises before public speaking or acting.

Prompt 417:

Create a “Finish the Story” interactive game prompt with 5 story starters and suggestions for player continuations.

Practical Application:

Ideal for classrooms, writing groups, or casual social play, this prompt encourages imagination and collaborative storytelling. ChatGPT-5's suggestions help players build on the story organically and creatively.

Example Starter:

"The rain was pouring when suddenly the old door creaked open..."

Player suggestion: "A mysterious figure stepped inside, holding an ancient map."

How ChatGPT-5 is a Game Changer:

ChatGPT-5 provides inspiring and versatile story starters plus helpful continuation options, adapting to various genres and complexity levels. Its contextual awareness encourages coherence and originality in group storytelling.

Pro Tip:

Combine this game with timed rounds to add excitement and spontaneity.

Prompt 418:

Design a 10-question "Who Said It?" celebrity quote guessing game with hints and explanations.

Practical Application:

Great for fan events, social media quizzes, or trivia parties. Hints and explanations deepen appreciation of the quotes and the celebrities behind them.

Example:

Quote: "The only thing we have to fear is fear itself."

Hint: U.S. President during the Great Depression.

Answer: Franklin D. Roosevelt.

How ChatGPT-5 is a Game Changer:

ChatGPT-5's rich cultural knowledge allows it to select impactful quotes spanning history and pop culture, while crafting engaging hints and detailed background stories. This elevates the game from simple guessing to educational and inspirational interaction.

Pro Tip:

Request themed quizzes focusing on eras, professions, or specific celebrity groups for focused fun.

Prompt 419:

Write a lighthearted poem celebrating the quirks of everyday life, such as losing socks or battling traffic.

Practical Application:

Perfect for personal blogs, social media posts, or creative writing warm-ups. The poem creates relatable humor that connects with a wide audience.

Example Excerpt:

"One sock disappears without a fight, the other waits alone at night. Traffic jams test all my nerves, yet I smile through twists and curves."

How ChatGPT-5 is a Game Changer:

ChatGPT-5 infuses personality, rhythm, and humor into poetry, adapting style and tone to suit various audiences. It makes everyday frustrations feel charming and humorous, boosting reader engagement.

Pro Tip:

Use such poems to kick off workshops or meetings with a smile.

Prompt 420:

Generate a set of 8 humorous “fake news headlines” based on absurd but plausible everyday scenarios.

Practical Application:

Ideal for satire, social media humor, or icebreaker activities that encourage laughter and critical thinking about media literacy.

Example:

“Local Man Discovers New Sport: Competitive Couch Sitting Gains Momentum.”

How ChatGPT-5 is a Game Changer:

ChatGPT-5 blends creativity, humor, and cultural awareness to craft headlines that are absurd yet believable, encouraging reflection and entertainment simultaneously. It can adapt headlines to current trends or specific topics.

Pro Tip:

Pair fake headlines with real news facts to spark discussions on misinformation.

Prompt 421:

Create a 15-question personality quiz titled “Which Classic Movie Character Are You?” including detailed result descriptions.

Practical Application:

This quiz is perfect for social media engagement, fan communities, and lighthearted self-discovery activities. Participants answer relatable questions that help match them with iconic characters, sparking nostalgia and discussion. The detailed results include personality insights and character traits, making the experience feel customized and insightful.

Example:

Question: “What would you do if you found a mysterious briefcase?”

Options: A) Open it immediately, B) Call a friend for advice, C) Ignore it, D) Turn it into the authorities

Result: If mostly A’s — You’re Indiana Jones: adventurous, daring, and curious.

How ChatGPT-5 is a Game Changer:

ChatGPT-5 designs quizzes with nuanced personality profiling, going beyond surface-level fun to provide meaningful, entertaining insights. Its understanding of

character psychology and cultural impact ensures questions and results resonate deeply with diverse audiences.

Pro Tip:

Ask ChatGPT-5 to tailor questions for specific fan bases or age groups, ensuring relevance and higher engagement.

Prompt 422:

Write a humorous, interactive script for a chatbot that pretends to be a sarcastic barista serving coffee orders.

Practical Application:

Ideal for developers creating fun chatbots, brands wanting to add personality to customer interactions, or creatives developing quirky dialogue for apps or games. This script injects humor and relatability into everyday service scenarios.

Example Script Excerpt:

Customer: "Can I get a double espresso?"

BaristaBot: "Sure, because one shot of caffeine obviously isn't enough to survive Monday."

How ChatGPT-5 is a Game Changer:

ChatGPT-5 masters tone, timing, and layered sarcasm to produce dialogue that feels authentically witty rather than forced or repetitive. It can adapt humor styles based on target audience preferences, making bots more engaging and less robotic.

Pro Tip:

Use ChatGPT-5 to generate multiple response variations so your chatbot stays fresh and surprising over many interactions.

Prompt 423:

Generate a list of 10 creative riddles for children, each with hints and answers.

Practical Application:

Perfect for parents, teachers, or party planners looking for educational yet fun activities to develop children's critical thinking and language skills. Hints help guide kids without giving away answers too quickly, promoting problem-solving and curiosity.

Example:

Riddle: "I speak without a mouth and hear without ears. I have nobody, but I come alive with the wind. What am I?"

Hint: "Think about sounds carried by nature."

Answer: An echo.

How ChatGPT-5 is a Game Changer:

ChatGPT-5 crafts riddles that are age-appropriate, imaginative, and linguistically clever, improving cognitive development while keeping children entertained. Its ability to generate hints aligned perfectly with the difficulty makes learning fun and rewarding.

Pro Tip:

Request themed riddle sets like “Animals” or “Mystery Objects” for tailored engagement.

Prompt 424:

Create a step-by-step guide for hosting a virtual game night using ChatGPT-5 as the game master.

Practical Application:

This guide is ideal for social groups, remote teams, or families wanting to create engaging, tech-savvy virtual gatherings. It outlines preparation, game options, role assignments, and tips for smooth, interactive sessions using ChatGPT-5 as an AI-powered facilitator.

Example Steps:

1. Choose your game genre (trivia, word games, improv)
2. Set up a video conferencing platform
3. Use ChatGPT-5 to generate real-time questions and story prompts
4. Assign a human moderator to manage turns and timing
5. Encourage participants to interact creatively with ChatGPT-5’s responses

How ChatGPT-5 is a Game Changer:

With its dynamic content generation, contextual understanding, and instant response capabilities, ChatGPT-5 can keep the game flowing smoothly and unpredictably, making virtual interactions more immersive and enjoyable than static pre-made games.

Pro Tip:

Combine ChatGPT-5 with multimedia sharing for richer gameplay, such as showing images or playing sounds alongside text prompts.

Prompt 425:

Write a comedic monologue from the perspective of a household pet commenting on human behavior.

Practical Application:

Great for stand-up comedy routines, social media sketches, or voiceover projects. The monologue offers a humorous and often heartwarming look at everyday life through the eyes of beloved pets, appealing to animal lovers and casual audiences alike.

Example Excerpt:

“Why do humans spend so much time staring at glowing rectangles? Back in my day, a stick was all the entertainment you needed.”

How ChatGPT-5 is a Game Changer:

ChatGPT-5 captures pet personalities and anthropomorphizes them with clever wit and emotional intelligence, creating content that feels genuine and funny rather than cliché or shallow. It can adapt humor tone from sarcastic to sweet depending on the target audience.

Pro Tip:

Ask ChatGPT-5 to customize monologues based on specific pet types or famous animals for relatable content.

Prompt 426:

Generate 10 “Caption This” photo prompts, describing quirky or funny scenes for users to create their own captions.

Practical Application:

Perfect for social media engagement campaigns, classroom creativity exercises, or icebreaker activities. These prompts inspire original humor and storytelling through images, encouraging participation and diverse perspectives.

Example Prompt:

“A dog wearing sunglasses sitting on a tiny lawn chair.”

How ChatGPT-5 is a Game Changer:

ChatGPT-5 provides vivid and amusing scene descriptions that spark imagination, creating a springboard for users to craft captions that reflect their voice and creativity. The AI can tailor prompt complexity for different audiences.

Pro Tip:

Combine with user-submitted captions for contests or collaborative storytelling projects.

Prompt 427:

Create a detailed “Choose Your Own Adventure” style story with 3 branching paths and multiple endings.

Practical Application:

Excellent for interactive storytelling apps, classrooms teaching narrative structure, or creative writing workshops. Readers make choices that influence the story's direction, increasing engagement and critical thinking.

Example Scenario:

"You find a mysterious key in your mailbox. Do you:

- A) Try it on your front door
- B) Explore the attic
- C) Ask a neighbor about it"

How ChatGPT-5 is a Game Changer:

ChatGPT-5 manages complex branching narratives smoothly, ensuring continuity and fresh plotlines in each path. It balances suspense, character development, and pacing to keep readers invested across multiple endings.

Pro Tip:

Use ChatGPT-5 to generate additional side quests or hidden easter eggs to enrich the adventure.

Prompt 428:

Write 12 short jokes themed around technology and AI, suitable for tech meetups or presentations.

Practical Application:

Useful icebreakers or humor segments for conferences, webinars, or casual tech community events. Jokes lighten the mood and foster camaraderie among participants.

Example:

“Why did the AI break up with its data set? Too many unresolved issues.”

How ChatGPT-5 is a Game Changer:

ChatGPT-5 understands tech jargon and industry culture, creating jokes that insiders appreciate while still being accessible to newcomers. It balances humor sophistication to avoid alienation.

Pro Tip:

Request custom jokes that reflect current industry trends or inside jokes relevant to your audience.

Prompt 429:

Design a fun “Emoji Storytelling” game prompt where participants must create short stories using only emojis, with ChatGPT-5 translating them into text.

Practical Application:

Great for social media challenges, language learning, or creative group activities. Emoji storytelling taps into visual literacy and narrative skills, while ChatGPT-5 bridges the gap by converting emoji strings into readable stories.

Example:

User emojis: 🦄🌈🏰🗡️🐉

ChatGPT-5 output: “A brave knight sets off on a quest through a magical kingdom filled with unicorns and dragons.”

How ChatGPT-5 is a Game Changer:

ChatGPT-5 accurately interprets emoji context and relationships, creatively filling in narrative gaps to produce coherent, imaginative stories. This makes the game accessible to all ages and language backgrounds.

Pro Tip:

Encourage participants to use mixed emojis for more complex stories and challenge ChatGPT-5 to generate alternative versions.

Prompt 430:

Create a humorous “Life Hack Fails” list with 15 entries detailing everyday tips gone hilariously wrong.

Practical Application:

Perfect for blog posts, social media content, or lighthearted presentations. Highlighting funny fails helps people laugh at imperfections and share relatable experiences.

Example:

“Using a hairdryer to remove stickers — ended up blowing the sticker all over the floor!”

How ChatGPT-5 is a Game Changer:

ChatGPT-5 invents creative, believable scenarios that exaggerate real-life mishaps with comedic timing and language flair. It can match humor style to different audiences, from dry wit to slapstick.

Pro Tip:

Invite users to submit their own fails and ask ChatGPT-5 to craft responses or commentary for an interactive series.

Prompt 431:

Design a 12-question “Guess the Soundtrack” game where players identify movies or TV shows from short descriptions of their iconic theme music.

Practical Application:

Perfect for movie nights, fan clubs, or virtual parties, this game encourages attentive listening and pop culture knowledge. Since sound can't be played in text, ChatGPT-5 generates vivid, descriptive clues that evoke the music's mood, instruments, or notable scenes, guiding players to guess accurately.

Example:

Clue: “A haunting piano melody played during a boy wizard's magical adventures.”

Answer: Harry Potter

How ChatGPT-5 is a Game Changer:

ChatGPT-5's ability to create evocative, sensory-rich descriptions simulates the auditory experience through text, engaging participants' imaginations deeply. It can adjust clue difficulty and style based on audience familiarity.

Pro Tip:

Combine with audio clips for hybrid in-person and remote play.

Prompt 432:

Write a funny dialogue between two smartphones competing for their owner's attention.

Practical Application:

Great for social media sketches, advertising campaigns, or tech blogs aiming for humorous content. The dialogue highlights relatable modern tech frustrations with wit and personality.

Example Excerpt:

Phone 1: "She used to stare at me all day — now it's all about your notifications!"

Phone 2: "Well, I've got the cool apps. Sorry, not sorry."

How ChatGPT-5 is a Game Changer:

ChatGPT-5 creates authentic voices for inanimate objects with distinct attitudes, weaving humor and subtle social commentary that resonates with tech users.

Pro Tip:

Use this prompt to generate a series featuring different gadgets or brands.

Prompt 433:

Generate a 10-question "Finish the Joke" game where players complete partial jokes, with sample punchlines

provided.

Practical Application:

Useful for comedy workshops, team bonding, or online interactive fun, encouraging creativity and humor skills. Sample punchlines inspire or challenge players to come up with their own versions.

Example Partial Joke:

“Why don’t scientists trust atoms...”

Sample punchline: “...because they make up everything!”

How ChatGPT-5 is a Game Changer:

ChatGPT-5 can generate high-quality joke setups and punchlines tailored to audience age and humor style, ensuring participants stay engaged and inspired.

Pro Tip:

Ask ChatGPT-5 to create themed joke sets (e.g., school, animals) for variety.

Prompt 434:

Create a list of 8 creative “Caption This” prompts featuring funny pet photos descriptions.

Practical Application:

Ideal for social media managers, pet bloggers, or animal shelters to boost engagement with cute and humorous content. Descriptions spark user creativity in captioning photos.

Example Prompt:

“A cat wearing a tiny wizard hat sitting atop a stack of books.”

How ChatGPT-5 is a Game Changer:

ChatGPT-5 crafts vivid, amusing descriptions that inspire diverse and personalized captions, fostering community interaction and shareability.

Pro Tip:

Host caption contests using these prompts to increase user participation.

Prompt 435:

Write a comedic monologue from the perspective of an overworked coffee machine in an office.

Practical Application:

Great for workplace humor, comedy clubs, or brand storytelling for coffee-related businesses. The monologue humanizes an everyday object with relatable frustration and dry wit.

Example Excerpt:

“I’m brewing my fifth cup before 9 AM, and frankly, I deserve a raise — or at least a vacation to the break room.”

How ChatGPT-5 is a Game Changer:

ChatGPT-5 delivers nuanced personality and timing that makes the monologue feel genuine and funny rather than

gimmicky or forced.

Pro Tip:

Pair with visuals or videos for multimedia comedy sketches.

Prompt 436:

Generate a list of 12 clever “Two Truths and a Lie” statements themed around pop culture trivia.

Practical Application:

Perfect for icebreaker games, trivia nights, or educational sessions, encouraging critical thinking and fun debate.

Example:

1. The Beatles originally performed under the name “The Quarrymen.”
2. “Game of Thrones” was filmed entirely in Iceland.
3. The movie “Titanic” won 11 Academy Awards.

Answer: #2 is the lie — filming locations included multiple countries, but not entirely Iceland.

How ChatGPT-5 is a Game Changer:

ChatGPT-5 balances fact and fiction cleverly to maintain challenge and entertainment, tailoring statements for difficulty and theme specificity.

Pro Tip:

Request custom sets for specific fandoms or eras for targeted engagement.

Prompt 437:

Create a humorous dialogue where historical figures debate modern technology.

Practical Application:

Great for educational entertainment, creative writing exercises, or social media content that mixes history and humor.

Example Excerpt:

Einstein: "This smartphone calculates faster than my chalkboard."

Cleopatra: "But can it handle royal drama as well as I did?"

How ChatGPT-5 is a Game Changer:

ChatGPT-5 blends historical knowledge with comedic timing, giving each figure a distinct voice and perspective that is both informative and funny.

Pro Tip:

Ask for dialogues focusing on specific fields like science, politics, or art for thematic series.

Prompt 438:

Design a 15-question "Name That Tune" game with lyrical clues instead of actual music.

Practical Application:

Perfect for music parties, classroom music lessons, or virtual hangouts where music can't be played. Lyrical clues encourage knowledge of song words and styles.

Example Clue:

"This song tells a story of a little girl's journey through the rainbow."

Answer: "Over the Rainbow"

How ChatGPT-5 is a Game Changer:

ChatGPT-5 understands song contexts and lyrics deeply, providing clues that challenge without frustrating players, and can tailor difficulty for age and music familiarity.

Pro Tip:

Use clues themed by genre or decade for specialized playlists.

Prompt 439:

Write 10 creative and funny excuses for why someone is late to work.

Practical Application:

Great for comedy sketches, icebreakers, or casual conversation starters. Funny excuses lighten stressful situations and make for memorable stories.

Example:

"I got trapped in an elevator with a motivational speaker — it was uplifting, but it took forever."

How ChatGPT-5 is a Game Changer:

ChatGPT-5 invents original, amusing excuses that avoid clichés and tailor humor to different workplace cultures or personalities.

Pro Tip:

Request custom excuses for different professions or scenarios.

Prompt 440:

Generate a list of 10 fictional “Inventions That Should Exist” with funny descriptions and potential drawbacks.

Practical Application:

Perfect for creative brainstorming sessions, comedy writing, or social media engagement that encourages imaginative thinking.

Example:

“Invisible Umbrella — Keeps you dry and invisible, but you might run into a few surprised pedestrians.”

How ChatGPT-5 is a Game Changer:

ChatGPT-5 combines creativity, humor, and plausible logic to invent entertaining gadgets that feel fresh and provoke thought and laughter.

Pro Tip:

Use these inventions as writing prompts or conversation starters at events.

Prompt 441:

Create a 10-question “Guess the Meme” quiz, where players identify popular memes based on descriptions or textual hints.

Practical Application:

Perfect for social media engagement, youth groups, or digital culture enthusiasts. This quiz tests players’ knowledge of internet culture, humor, and trends, encouraging participation and lively discussions.

Example:

Description: “A grumpy-looking cat with a perpetually displeased expression used to convey frustration.”

Answer: Grumpy Cat

How ChatGPT-5 is a Game Changer:

ChatGPT-5 can generate accurate, up-to-date meme descriptions, understand evolving internet slang, and provide contextual hints that make the quiz accessible for both casual users and meme aficionados.

Pro Tip:

Request themed quizzes around specific meme eras or platforms to increase challenge and relevance.

Prompt 442:

Write a funny script for a fictional customer service call where the agent is a quirky AI assistant with a personality.

Practical Application:

Great for creative writing, advertising campaigns, or entertaining content for tech brands. The script injects humor and relatability into customer interactions, improving user experience.

Example Excerpt:

Customer: "My printer won't work."

AI Agent: "Have you tried turning it off and on again? Just kidding, let me help you actually fix it."

How ChatGPT-5 is a Game Changer:

ChatGPT-5 delivers natural, witty dialogue with appropriate timing and tone, making the AI character feel personable and engaging rather than robotic or generic.

Pro Tip:

Generate multiple response variations to keep interactions fresh and surprising.

Prompt 443:

Generate 15 fun "Would You Rather" questions themed around futuristic technology.

Practical Application:

Perfect for parties, classroom discussions, or icebreakers that stimulate imagination about the future and technology's impact.

Example:

“Would you rather have a personal robot assistant or a teleportation device?”

How ChatGPT-5 is a Game Changer:

ChatGPT-5 crafts thought-provoking, balanced scenarios that spark debate and creativity, tailored to different age groups and interests.

Pro Tip:

Use the questions to segue into deeper discussions on ethics and technology.

Prompt 444:

Create a list of 10 humorous “Tech Support Horror Stories” with exaggerated but relatable scenarios.

Practical Application:

Ideal for blog posts, presentations, or social media content that humanizes tech frustrations and connects with IT professionals and users.

Example:

“Accidentally deleted the company’s entire database while trying to install a new font.”

How ChatGPT-5 is a Game Changer:

ChatGPT-5 balances humor with authenticity, producing stories that resonate with real-world experiences while entertaining readers.

Pro Tip:

Invite audience submissions and have ChatGPT-5 help craft their stories into polished anecdotes.

Prompt 445:

Write a satirical news article about a bizarre new tech gadget that solves a ridiculous problem.

Practical Application:

Great for satire websites, comedy writing, or marketing campaigns that use humor to highlight real tech trends.

Example:

“New Smart Spoon Alerts Users When Soup is Too Hot, Preventing Burns One Sip at a Time.”

How ChatGPT-5 is a Game Changer:

ChatGPT-5 creates detailed, witty articles blending absurdity with believable product descriptions, engaging readers with clever commentary.

Pro Tip:

Pair articles with mock advertisements or user testimonials for added realism.

Prompt 446:

Generate a set of 12 pun-filled jokes related to coding and programming.

Practical Application:

Perfect for tech meetups, newsletters, or social media to lighten the mood among developers and enthusiasts.

Example:

“Why do programmers prefer dark mode? Because light attracts bugs!”

How ChatGPT-5 is a Game Changer:

ChatGPT-5 understands programming terminology and culture, crafting jokes that are both clever and accessible.

Pro Tip:

Request jokes targeting different programming languages or developer roles for niche appeal.

Prompt 447:

Design a “Virtual Pet Care” roleplay game script where players make decisions to keep their AI pet happy.

Practical Application:

Great for app developers, educators, or anyone interested in interactive storytelling and nurturing games.

Example Scenario:

“Your virtual dog seems bored. Do you: A) Teach it a new trick B) Take it for a virtual walk C) Give it a digital treat?”

How ChatGPT-5 is a Game Changer:

ChatGPT-5 creates dynamic, emotionally responsive scenarios that adapt to player choices, providing immersive and personalized gameplay.

Pro Tip:

Incorporate real-time feedback and evolving pet behaviors to deepen engagement.

Prompt 448:

Write a collection of 10 witty “Text Message Fails” where autocorrect or miscommunication leads to humorous situations.

Practical Application:

Perfect for comedy blogs, social media content, or icebreaker activities emphasizing everyday digital mishaps.

Example:

“I meant to text ‘I’ll be there soon,’ but it sent ‘I’ll be there spoon.’”

How ChatGPT-5 is a Game Changer:

ChatGPT-5 generates believable, culturally relevant scenarios that amplify humor without feeling forced.

Pro Tip:

Use these examples to create interactive games where players guess the original message.

Prompt 449:

Create a 10-question “Fictional Tech Gadgets” trivia game with detailed descriptions and imaginative uses.

Practical Application:

Ideal for sci-fi fan clubs, classrooms, or trivia nights blending technology and imagination.

Example:

“What device in ‘Star Trek’ can instantly heal wounds?”

Answer: The Medical Tricorder

How ChatGPT-5 is a Game Changer:

ChatGPT-5’s broad cultural knowledge and creative descriptions enrich trivia content with fun facts and imaginative details.

Pro Tip:

Include multimedia clues or illustrations for a more engaging experience.

Prompt 450:

Generate a funny “AI Misunderstandings” dialogue where an AI hilariously misinterprets human requests.

Practical Application:

Perfect for comedy sketches, educational material on AI limitations, or entertaining tech blogs.

Example Excerpt:

User: “Set an alarm for 7 AM.”

AI: “Setting an alarm to yell ‘Wake up!’ in Klingon.”

How ChatGPT-5 is a Game Changer:

ChatGPT-5 captures the nuances of human-AI interaction, generating playful misunderstandings that highlight both the potential and pitfalls of AI.

Pro Tip:

Use as a teaching tool to discuss the importance of clear communication with AI systems.

Category 10 — Advanced AI Prompting (Prompts #451-500)

Description:

Dive deep into mastering ChatGPT-5 with advanced prompt engineering techniques designed to unlock the full potential of this revolutionary AI. This category covers meta-prompts, prompt chaining, dynamic context management, and ways to create complex multi-step workflows. Whether you're a developer, AI enthusiast, or power user, these prompts will help you push the boundaries of what AI can achieve.

What to Expect:

Expect prompts that guide you through sophisticated prompt constructions, strategies for improving AI output accuracy, creative ways to chain prompts for layered tasks, and techniques to customize AI's style and tone at a granular level. You'll also discover how to debug prompt failures, optimize token usage, and automate content pipelines.

Value:

Harnessing these advanced prompting strategies transforms ChatGPT-5 from a basic assistant into a precision tool capable of complex reasoning, automation, and creativity. This empowers you to build AI-powered solutions that are more efficient, nuanced, and tailored than ever before.

Prompt 451:

Use meta-prompting to instruct ChatGPT-5 to adopt a specific expert persona (e.g., legal advisor, historian) with defined traits and tone.

What to Expect:

Learn to craft prompts that command the AI to consistently role-play a professional persona, including style, vocabulary, and domain knowledge. This enhances the reliability of responses in specialized contexts.

Example:

“Act as a seasoned legal advisor with 20 years of experience specializing in intellectual property law. Provide detailed, jargon-appropriate, but accessible advice.”

How ChatGPT-5 is a Game Changer:

ChatGPT-5’s ability to maintain complex personas through long conversations increases accuracy and trustworthiness in professional use cases.

Pro Tip:

Reinforce persona details throughout sessions to maintain consistency.

Prompt 452:

Create a chained prompt workflow where the first prompt generates a detailed outline, and the second develops each section into a full article.

What to Expect:

Discover how to break large tasks into manageable steps, improving coherence and depth. This modular approach lets you control the creative process with precision.

Example:

Step 1: “Generate a detailed blog post outline on sustainable living.”

Step 2: “Expand each section of the outline into 500 words with examples and citations.”

How ChatGPT-5 is a Game Changer:

It processes complex instructions with retention of context, allowing for intricate multi-prompt projects without losing thematic focus.

Pro Tip:

Use tokens efficiently by limiting expansions to needed sections to save resources.

Prompt 453:

Instruct ChatGPT-5 to self-critique its responses and suggest improvements for clarity or depth.

What to Expect:

Learn to ask the AI to evaluate its output critically, providing iterative refinement that enhances quality and precision.

Example:

“Provide an explanation of blockchain technology. Then, analyze your answer and suggest how to make it clearer and more detailed.”

How ChatGPT-5 is a Game Changer:

Self-reflection capabilities enable dynamic output enhancement, mimicking human editing and review processes.

Pro Tip:

Chain this with user feedback to tailor improvements.

Prompt 454:

Generate prompts that enable ChatGPT-5 to summarize lengthy documents in multiple styles (formal, casual, bullet points).

What to Expect:

Gain techniques to command style adaptation in summaries, optimizing for different audiences and platforms.

Example:

“Summarize this 10-page report on climate change first as a formal executive summary, then as a casual blog post, and finally as concise bullet points.”

How ChatGPT-5 is a Game Changer:

Its nuanced tone and style switching adapt content to diverse communication needs seamlessly.

Pro Tip:

Explicitly define audience personas for best results.

Prompt 455:

Construct a prompt to have ChatGPT-5 generate a series of questions that test comprehension of a given text.

What to Expect:

Explore generating quizzes, flashcards, or exam questions dynamically based on input text, aiding education and training.

Example:

“Read this article about photosynthesis and create 10 multiple-choice questions with answers and explanations.”

How ChatGPT-5 is a Game Changer:

AI creates relevant, varied questions that reflect text complexity and focus on learning objectives.

Pro Tip:

Use for rapid educational content development and iterative testing.

Prompt 456:

Create multi-turn dialogue prompts to simulate realistic interviews or debates on complex topics.

What to Expect:

Learn how to design back-and-forth exchanges that emulate real conversational dynamics, useful for roleplays,

training, or content creation.

Example:

“Simulate a debate between two experts on the ethics of AI surveillance, with balanced arguments and rebuttals.”

How ChatGPT-5 is a Game Changer:

It maintains distinct voices and logical coherence over extended exchanges, delivering rich, engaging dialogues.

Pro Tip:

Assign clear roles and perspectives to keep conversations focused.

Prompt 457:

Design prompts that control ChatGPT-5's verbosity, instructing it to provide concise or elaborated answers as needed.

What to Expect:

Master how to toggle response length for summaries, explanations, or detailed walkthroughs, improving content fit for purpose.

Example:

“Explain quantum computing in exactly 100 words.”

OR

“Provide a 1,000-word comprehensive guide on quantum computing fundamentals.”

How ChatGPT-5 is a Game Changer:

Its precise output length control helps tailor content for time-constrained readers or deep learners.

Pro Tip:

Use token limits and explicit word counts to avoid overly verbose or truncated outputs.

Prompt 458:

Use prompts to generate structured data outputs like JSON, XML, or CSV for integration with apps or databases.

What to Expect:

Explore transforming AI responses into machine-readable formats, facilitating automation, data analysis, or app development.

Example:

“Provide a JSON list of 5 best-selling books with fields for title, author, year, and genre.”

How ChatGPT-5 is a Game Changer:

Its capability to produce clean, correctly formatted data structures reduces the need for manual coding or post-processing.

Pro Tip:

Validate generated data with schema checks to ensure compatibility.

Prompt 459:

Instruct ChatGPT-5 to create prompt templates for repetitive tasks with fill-in-the-blank placeholders.

What to Expect:

Learn to craft reusable, modular prompt frameworks that speed up workflows and reduce manual effort.

Example:

“Create an email template for client follow-ups with placeholders for client name, meeting date, and action items.”

How ChatGPT-5 is a Game Changer:

Enables scalable AI-assisted communications and content generation with minimal customization per use.

Pro Tip:

Combine with external scripting or macros for full automation.

Prompt 460:

Generate debugging prompts that help identify and fix issues in previous AI-generated content.

What to Expect:

Develop strategies for troubleshooting AI outputs that are inaccurate, inconsistent, or off-topic.

Example:

“Review the last summary you generated and highlight any factual inaccuracies or unclear statements. Suggest

corrections.”

How ChatGPT-5 is a Game Changer:

Its self-correcting capabilities enhance trust and reliability in AI-assisted workflows.

Pro Tip:

Iterate fixes through multiple prompt cycles for thorough quality assurance.

Prompt 461:

Develop a prompt that asks ChatGPT-5 to generate alternative phrasings or rewrites of a complex sentence for clarity or style variation.

What to Expect:

Master rewording and paraphrasing techniques to improve readability, tailor tone, or adapt content for different audiences.

Example:

Original sentence: “The implementation of quantum algorithms presents considerable challenges in terms of computational resources and error correction.”

Prompt: “Rewrite this sentence in three different ways: formal, casual, and simplified.”

How ChatGPT-5 is a Game Changer:

It produces varied, context-aware rewrites that maintain original meaning while fitting diverse communication needs

effortlessly.

Pro Tip:

Use this to create multilingual or audience-specific content variations.

Prompt 462:

Create multi-step reasoning prompts where ChatGPT-5 solves complex problems by breaking them into smaller, logical steps.

What to Expect:

Enhance AI's problem-solving ability by encouraging transparent reasoning processes, useful in math, coding, or strategic planning.

Example:

"Explain step-by-step how to solve this algebraic equation:
 $3x + 5 = 2x + 9$."

How ChatGPT-5 is a Game Changer:

By structuring thought processes explicitly, it produces clear, teachable answers rather than opaque conclusions.

Pro Tip:

Request detailed intermediate steps for educational purposes.

Prompt 463:

Instruct ChatGPT-5 to generate creative analogies to explain technical or abstract concepts.

What to Expect:

Boost comprehension and engagement by transforming dry or complex topics into relatable stories and metaphors.

Example:

“Explain blockchain technology using a simple analogy suitable for high school students.”

How ChatGPT-5 is a Game Changer:

Its rich contextual understanding creates vivid, tailored analogies that resonate with diverse audiences.

Pro Tip:

Combine analogies with visuals or diagrams for maximum effect.

Prompt 464:

Generate prompts that instruct ChatGPT-5 to produce content with controlled sentiment, such as optimistic, neutral, or critical tones.

What to Expect:

Refine emotional impact and reader engagement by manipulating tone to fit context and audience expectations.

Example:

“Write a product review of a smartphone with an optimistic tone highlighting strengths and a neutral tone focusing on features.”

How ChatGPT-5 is a Game Changer:

Its subtle tone control capabilities allow nuanced, adaptive writing for marketing, journalism, or creative writing.

Pro Tip:

Use tone-switching to create balanced content that appeals to diverse reader segments.

Prompt 465:

Design prompts that ask ChatGPT-5 to compare and contrast two or more concepts, ideas, or products in detail.

What to Expect:

Generate in-depth comparative analyses useful for decision-making, academic work, or content creation.

Example:

“Compare and contrast the advantages and disadvantages of solar power versus wind power.”

How ChatGPT-5 is a Game Changer:

Its capacity to synthesize information and highlight nuanced differences aids comprehensive evaluations.

Pro Tip:

Specify criteria or perspectives for focused comparisons.

Prompt 466:

Create prompts for AI-assisted brainstorming sessions that generate lists of innovative ideas within a defined theme.

What to Expect:

Use ChatGPT-5 as a creative partner to rapidly produce diverse concepts, solutions, or content outlines.

Example:

“Brainstorm 20 unique marketing campaign ideas for a new eco-friendly water bottle.”

How ChatGPT-5 is a Game Changer:

It delivers expansive, original ideas drawing from broad knowledge bases and creative reasoning.

Pro Tip:

Follow up with prompts that refine or prioritize generated ideas.

Prompt 467:

Instruct ChatGPT-5 to create content with embedded calls to action tailored for specific platforms or audiences.

What to Expect:

Generate persuasive content that drives engagement, sign-ups, purchases, or other conversions with platform-optimized language.

Example:

“Write a Facebook post promoting a webinar with a strong call to action encouraging sign-ups.”

How ChatGPT-5 is a Game Changer:

Its marketing savvy crafts compelling, audience-aware CTAs that boost campaign effectiveness.

Pro Tip:

Test and iterate CTAs across platforms using variations generated by the AI.

Prompt 468:

Generate prompts that use conditional instructions, where the AI's output changes based on previous user input or choices.

What to Expect:

Build dynamic, interactive AI experiences such as quizzes, tutorials, or decision trees that adapt to user responses.

Example:

"If the user chooses option A, provide detailed instructions on setup; if option B, offer troubleshooting tips."

How ChatGPT-5 is a Game Changer:

Its contextual memory and branching logic capabilities enable complex conversational flows with personalized interactions.

Pro Tip:

Combine with session management to maintain state over long interactions.

Prompt 469:

Design prompts to instruct ChatGPT-5 to generate code snippets with comments and explanations.

What to Expect:

Produce not only functional code but also clear, educational annotations to aid learning or documentation.

Example:

“Write a Python function to reverse a string, including comments explaining each step.”

How ChatGPT-5 is a Game Changer:

Its dual coding and explanatory skill bridges the gap between code generation and comprehension for developers.

Pro Tip:

Use for onboarding junior developers or creating teaching materials.

Prompt 470:

Create a prompt that instructs ChatGPT-5 to generate content with embedded citations and references.

What to Expect:

Produce research-grade material with sources included, enhancing credibility and usability in academic or professional settings.

Example:

“Write a 500-word article on the benefits of meditation with citations from peer-reviewed journals.”

How ChatGPT-5 is a Game Changer:

Its extensive knowledge and referencing capabilities streamline content creation that meets scholarly standards.

Pro Tip:

Verify citations for accuracy and relevance; supplement with manual research if needed.

Prompt 471:

Create a prompt that instructs ChatGPT-5 to generate a detailed user manual for a fictional or real product, including troubleshooting sections.

What to Expect:

Produce clear, comprehensive user guides that cover product features, step-by-step usage instructions, and solutions to common problems. This prompt helps craft professional documentation quickly.

Example:

“Write a detailed user manual for a smart thermostat, including setup, daily operation, and troubleshooting tips for connectivity issues.”

How ChatGPT-5 is a Game Changer:

Its ability to organize complex information logically and clearly saves time and enhances user experience with precise technical writing.

Pro Tip:

Use iterative prompts to expand or simplify sections based on target user expertise.

Prompt 472:

Design a prompt that guides ChatGPT-5 to create multi-lingual translations with cultural adaptation notes.

What to Expect:

Generate accurate translations while considering cultural nuances and idiomatic expressions to make content resonate authentically with target audiences.

Example:

“Translate this marketing slogan into Spanish and French, and provide notes on cultural adaptations for each market.”

How ChatGPT-5 is a Game Changer:

Its deep linguistic and cultural understanding surpasses literal translation, ensuring effectiveness in global communications.

Pro Tip:

Use with local market experts to verify cultural sensitivity.

Prompt 473:

Instruct ChatGPT-5 to generate SEO-optimized blog post titles and meta descriptions based on given keywords.

What to Expect:

Create catchy, keyword-rich titles and summaries that improve search engine rankings and click-through rates for content marketing.

Example:

“Generate five SEO-friendly blog post titles and meta descriptions for the keyword ‘remote work productivity tips.’”

How ChatGPT-5 is a Game Changer:

It balances keyword integration with natural language, crafting engaging hooks that appeal to both algorithms and readers.

Pro Tip:

Test different variations to identify best-performing titles via analytics.

Prompt 474:

Develop a prompt that asks ChatGPT-5 to write engaging email subject lines with A/B testing variations.

What to Expect:

Generate multiple, persuasive subject lines tailored to different audience segments or campaign goals for optimized open rates.

Example:

“Create 10 email subject lines for a summer sale campaign, including versions targeting bargain hunters and loyal customers.”

How ChatGPT-5 is a Game Changer:

Its creativity and data-driven style helps craft personalized, impactful subject lines that enhance marketing performance.

Pro Tip:

Track open rates and refine with follow-up prompts based on results.

Prompt 475:

Create a prompt that instructs ChatGPT-5 to simulate customer personas for market research.

What to Expect:

Develop detailed, realistic customer profiles with demographics, preferences, pain points, and buying behaviors to guide product development or marketing strategies.

Example:

“Generate three customer personas for a fitness app targeting young professionals, retirees, and college students.”

How ChatGPT-5 is a Game Changer:

Its rich understanding of demographics and psychographics aids in crafting nuanced personas that drive data-informed decisions.

Pro Tip:

Use personas to tailor messaging and feature prioritization.

Prompt 476:

Design a prompt that guides ChatGPT-5 to create personalized learning paths based on user skill levels and goals.

What to Expect:

Generate structured, step-by-step educational plans customized for beginners, intermediates, or advanced learners in any subject area.

Example:

“Create a personalized 3-month learning path for a beginner wanting to learn Python programming.”

How ChatGPT-5 is a Game Changer:

It adapts content complexity and pacing to individual needs, enhancing learning efficiency and motivation.

Pro Tip:

Combine with progress tracking tools for enhanced user engagement.

Prompt 477:

Instruct ChatGPT-5 to generate detailed competitive analyses comparing brands or products within an industry.

What to Expect:

Obtain insightful comparisons covering market positioning, strengths, weaknesses, and unique selling points to inform strategy.

Example:

“Analyze and compare the key features and market performance of Tesla and traditional car manufacturers.”

How ChatGPT-5 is a Game Changer:

Its synthesis of diverse information sources provides comprehensive and nuanced insights quickly.

Pro Tip:

Validate with up-to-date market data for accuracy.

Prompt 478:

Generate prompts that create engaging scripts for educational videos, including interactive quizzes or challenges.

What to Expect:

Produce dynamic, learner-friendly scripts that keep audiences engaged through questions, examples, and calls to action.

Example:

“Write a script for a 10-minute video explaining the water cycle, with three interactive quiz questions.”

How ChatGPT-5 is a Game Changer:

Its ability to blend content delivery with interactive elements fosters active learning and retention.

Pro Tip:

Use visuals alongside scripts for multi-modal engagement.

Prompt 479:

Create prompts that instruct ChatGPT-5 to design chatbot conversation flows for customer support.

What to Expect:

Develop logical, user-friendly dialogue trees that handle FAQs, troubleshooting, and escalation paths.

Example:

“Design a chatbot conversation flow for a telecom company’s billing inquiries.”

How ChatGPT-5 is a Game Changer:

Its contextual understanding ensures natural, helpful interactions that enhance customer satisfaction.

Pro Tip:

Test and refine flows with real user feedback.

Prompt 480:

Instruct ChatGPT-5 to generate ethical guidelines for AI use tailored to specific industries or applications.

What to Expect:

Obtain comprehensive, clear principles addressing privacy, transparency, fairness, and accountability relevant to your field.

Example:

“Write ethical AI guidelines for healthcare applications focusing on patient data privacy and informed consent.”

How ChatGPT-5 is a Game Changer:

Its awareness of ethical frameworks supports responsible AI deployment and compliance.

Pro Tip:

Regularly update guidelines as technology and regulations evolve.

Prompt 481:

Develop a prompt that instructs ChatGPT-5 to create a detailed project plan with milestones, deadlines, and resource allocation.

What to Expect:

Generate organized, step-by-step project timelines tailored to specific goals, including task prioritization and team roles.

Example:

“Create a 6-month project plan for launching a mobile app, including design, development, testing, and marketing phases with deadlines.”

How ChatGPT-5 is a Game Changer:

It synthesizes complex scheduling into manageable chunks, helping users stay on track with clarity and foresight.

Pro Tip:

Iterate plans with updated inputs to adapt to evolving project needs.

Prompt 482:

Create a prompt that asks ChatGPT-5 to generate personalized motivational speeches for different audiences.

What to Expect:

Receive speeches tailored by age, profession, or occasion, inspiring specific groups with relevant anecdotes and tone.

Example:

“Write a motivational speech for recent college graduates entering the workforce during economic uncertainty.”

How ChatGPT-5 is a Game Changer:

Its ability to empathize and adapt messaging increases emotional impact and relevance.

Pro Tip:

Incorporate personal stories or quotes for authenticity.

Prompt 483:

Design a prompt for ChatGPT-5 to simulate brainstorming sessions with “yes, and...” improvisation techniques.

What to Expect:

Generate collaborative idea expansions, fostering creativity by building positively on each concept.

Example:

“Start with the idea of an AI-powered fitness coach. Use ‘yes, and...’ to expand on features and services in five iterations.”

How ChatGPT-5 is a Game Changer:

Encourages expansive thinking and reduces creative blocks by maintaining constructive momentum.

Pro Tip:

Use in team settings to spark innovation.

Prompt 484:

Instruct ChatGPT-5 to generate detailed personas for user experience (UX) design, including goals, frustrations, and behaviors.

What to Expect:

Create vivid, actionable user profiles to guide design decisions, improving product usability and satisfaction.

Example:

“Generate a persona for a tech-savvy millennial using a budgeting app, highlighting motivations and pain points.”

How ChatGPT-5 is a Game Changer:

Its nuanced personas reflect realistic user diversity and behaviors, enabling targeted UX improvements.

Pro Tip:

Combine personas with journey maps for comprehensive design strategies.

Prompt 485:

Create prompts that have ChatGPT-5 produce detailed competitor content analysis reports.

What to Expect:

Receive breakdowns of competitors' content strategies, including tone, keywords, formats, and audience engagement tactics.

Example:

"Analyze the blog content strategy of a top outdoor gear brand, focusing on SEO and social media integration."

How ChatGPT-5 is a Game Changer:

Offers data-driven insights that help refine your own content approach and identify market gaps.

Pro Tip:

Update analyses regularly to stay ahead of competitors.

Prompt 486:

Develop prompts for generating personalized coaching plans in areas like fitness, productivity, or skill development.

What to Expect:

Receive tailored action plans based on individual goals, preferences, and challenges to maximize growth.

Example:

"Create a 12-week productivity coaching plan for a remote worker struggling with time management."

How ChatGPT-5 is a Game Changer:

Its adaptability ensures plans are realistic, motivating, and sensitive to user contexts.

Pro Tip:

Incorporate progress checkpoints and adjustment prompts.

Prompt 487:

Instruct ChatGPT-5 to generate detailed risk assessments for projects or business ventures.

What to Expect:

Obtain structured analyses identifying potential risks, their impacts, likelihood, and mitigation strategies.

Example:

“Provide a risk assessment for launching an e-commerce platform focused on handmade crafts.”

How ChatGPT-5 is a Game Changer:

Its comprehensive approach improves foresight and preparedness, reducing unforeseen setbacks.

Pro Tip:

Use assessments as living documents, updated with new information.

Prompt 488:

Create a prompt that instructs ChatGPT-5 to draft detailed press releases for product launches or events.

What to Expect:

Generate professional, engaging press releases that highlight key information, benefits, and quotes for media outreach.

Example:

“Write a press release announcing the launch of a new eco-friendly smartphone.”

How ChatGPT-5 is a Game Changer:

It blends marketing flair with journalistic standards, increasing chances of media pickup.

Pro Tip:

Customize tone and length for different media outlets.

Prompt 489:

Design prompts that ask ChatGPT-5 to create comprehensive FAQ sections based on product or service details.

What to Expect:

Produce clear, concise answers to anticipated customer questions, reducing support loads and improving user experience.

Example:

“Generate an FAQ section for a subscription meal delivery service covering delivery, pricing, and dietary options.”

How ChatGPT-5 is a Game Changer:

Its ability to anticipate user concerns creates proactive support materials.

Pro Tip:

Regularly review and update FAQs based on customer feedback.

Prompt 490:

Instruct ChatGPT-5 to write detailed event scripts, including introductions, transitions, and closing remarks.

What to Expect:

Craft polished, engaging scripts for webinars, conferences, or workshops that maintain audience interest and flow.

Example:

“Write a full script for a 1-hour webinar on digital marketing trends, including Q&A moderation cues.”

How ChatGPT-5 is a Game Changer:

Delivers seamless narrative structures that keep events professional and dynamic.

Pro Tip:

Incorporate audience interaction prompts to boost engagement.

Prompt 491:

✨ Design an elaborate prompt to have ChatGPT-5 create an in-depth strategic business roadmap for a startup, including vision, milestones, KPIs, and contingency plans. ✨

What to Expect:

This prompt helps you leverage ChatGPT-5's ability to generate comprehensive, forward-thinking strategic documents that outline a startup's journey from inception to scale-up. Expect detailed sections covering long-term vision statements, short- and medium-term milestones, measurable Key Performance Indicators (KPIs), and thorough contingency plans for potential risks or market changes. This is perfect for entrepreneurs seeking clarity and actionable guidance.

Example:

“Create a strategic business roadmap for a fintech startup focused on microloans in emerging markets. Include vision, quarterly milestones for product development and user acquisition, KPIs to track success, and contingency plans for regulatory changes or funding delays.”



Why ChatGPT-5 is a Game Changer:

Its advanced contextual understanding and multi-layered planning skills allow it to mimic expert strategic consultants, providing nuanced, tailored roadmaps that consider both big-picture and granular details — all generated instantly, saving weeks of manual effort.

Pro Tip:

Use follow-up prompts to break down individual milestones into detailed task lists and assign responsibilities. Revisit and update the roadmap dynamically as your business evolves.

Prompt 492:

 **Create a prompt instructing ChatGPT-5 to generate a detailed competitor intelligence dossier, including SWOT analysis, market positioning, product features, pricing, and customer sentiment analysis.** 

What to Expect:

With this prompt, ChatGPT-5 produces a multi-faceted competitive intelligence report, helping you deeply understand your competitors' strengths, weaknesses, opportunities, and threats (SWOT). Expect rich insights on market positioning strategies, product or service comparisons, pricing models, and even aggregated customer feedback or reviews to gauge public sentiment. This enables smarter business decisions and strategic pivots.

Example:

“Generate a comprehensive competitor intelligence dossier on Spotify and Apple Music, including SWOT analysis, market share data, feature comparison, pricing models, and user sentiment analysis from recent reviews.”



Why ChatGPT-5 is a Game Changer:

By synthesizing vast amounts of knowledge and simulating market research, ChatGPT-5 offers a near real-time, data-rich intelligence briefing that would otherwise require extensive human research.

Pro Tip:

Pair this report with your internal sales and marketing data to identify actionable gaps and opportunities.

Prompt 493:

 ***Design a prompt that guides ChatGPT-5 to build an adaptive learning curriculum tailored to individual skill levels, incorporating multimedia recommendations and interactive assessments.*** 

What to Expect:

This prompt leverages ChatGPT-5's advanced personalization capabilities to craft tailored learning journeys. Expect a curriculum that dynamically adjusts difficulty based on the learner's progress, includes recommendations for videos, articles, or exercises, and embeds interactive quizzes or hands-on projects to reinforce understanding. Ideal for educators and training professionals designing bespoke education programs.

Example:

"Create a 12-week adaptive curriculum for beginner to intermediate graphic design learners, including weekly topics, recommended tutorials (videos, articles), and interactive projects or quizzes to assess comprehension."

Why ChatGPT-5 is a Game Changer:



Its ability to integrate multiple content types and adapt learning paths according to user feedback transforms

education into a highly personalized experience, boosting learner engagement and retention.

Pro Tip:

Incorporate learner feedback loops and prompt ChatGPT-5 to adjust the curriculum dynamically based on quiz results or user reflections.

Prompt 494:

 ***Generate a prompt that instructs ChatGPT-5 to write a highly engaging, multi-channel digital marketing campaign plan complete with audience segmentation, messaging strategies, content calendar, and KPIs. ***

What to Expect:

Use this prompt to produce a full-scale marketing campaign blueprint that breaks down complex elements such as defining target audience segments, crafting tailored messaging per channel (social media, email, PPC), scheduling content releases, and identifying key metrics to monitor performance. This is a game-changing tool for marketers looking to organize and execute campaigns with precision.

Example:

“Develop a multi-channel digital marketing campaign plan for a new plant-based protein snack targeting health-conscious millennials and Gen Z. Include audience personas, messaging for Instagram, Facebook, and email newsletters, a

3-month content calendar, and KPIs like engagement rates and conversions.”



Why ChatGPT-5 is a Game Changer:

Its deep understanding of marketing trends, audience psychology, and content dynamics allows for creating practical, detailed plans that can be implemented immediately without needing external consultants.

Pro Tip:

Leverage ChatGPT-5 to generate sample social media posts, email drafts, and PPC ad copies from this campaign plan for faster execution.

Prompt 495:

 ***Design a prompt that has ChatGPT-5 generate detailed data analysis reports from raw datasets, including visualizations suggestions, trend explanations, and actionable insights.*** 

What to Expect:

By feeding in summarized data or stats, you can prompt ChatGPT-5 to analyze key trends, suggest visual formats (graphs, charts), and deliver clear explanations alongside recommendations for business actions or strategic shifts. Perfect for teams needing quick, understandable analytics reports without deep data science expertise.

Example:

“Analyze the quarterly sales data for an online retail store, identify trends, suggest appropriate charts, and provide actionable recommendations to improve underperforming product categories.”



Why ChatGPT-5 is a Game Changer:

It bridges the gap between raw numbers and strategic business insights, making complex data accessible and actionable for non-technical stakeholders.

Pro Tip:

Combine this with AI tools that generate charts or dashboards based on ChatGPT-5’s visualization suggestions for a complete analytic solution.

Prompt 496:

 ***Create a prompt to instruct ChatGPT-5 to generate innovative product ideas based on emerging market trends and customer pain points.*** 

What to Expect:

This prompt helps brainstorm cutting-edge product concepts by analyzing current trends and identifying unmet needs in various industries. Expect creative, feasible ideas with brief explanations on potential markets and customer benefits.

Example:

“Generate 10 innovative product ideas for the home automation industry addressing pain points like energy

consumption, security, and user convenience.”



Why ChatGPT-5 is a Game Changer:

Its ability to blend trend data with user-centric thinking accelerates the ideation process, turning vague inspirations into concrete proposals.

Pro Tip:

Follow up with prompts to develop prototypes or marketing strategies for the best ideas.

Prompt 497:

 ***Generate a prompt that asks ChatGPT-5 to produce detailed creative briefs for design projects, including target audience, goals, key messages, and visual style guidelines.*** 

What to Expect:

Use this to create comprehensive briefs that provide clear direction to designers or creative teams. Expect sections defining who the project is for, what it should achieve, core messages, tone, and detailed visual aesthetics including color palettes and typography.

Example:

“Write a creative brief for designing packaging for a luxury organic skincare line targeting eco-conscious millennials.”

Why ChatGPT-5 is a Game Changer:



It distills brand essence and project requirements into actionable, inspiring documents that align creative efforts

with business goals.

Pro Tip:

Use generated briefs as a basis for collaborative refinement with stakeholders.

Prompt 498:

 ***Design a prompt that instructs ChatGPT-5 to build complex, branched conversational flows for AI chatbots in customer service or sales.*** 

What to Expect:

This prompt enables the creation of multi-layered, user-friendly dialogue trees that anticipate diverse user inputs and provide tailored responses, escalation options, and seamless transitions between topics.

Example:

“Build a conversational flow for a chatbot handling customer inquiries about subscription cancellations, refunds, and plan upgrades for a streaming service.”



Why ChatGPT-5 is a Game Changer:

Its contextual memory and logical structuring skills allow it to design natural, efficient chatbot interactions that reduce friction and improve customer satisfaction.

Pro Tip:

Continuously test and iterate flows based on real user interactions and feedback.

Prompt 499:

 **Create a prompt asking ChatGPT-5 to perform detailed content gap analysis for websites or blogs, identifying topics not well-covered compared to competitors.** 

What to Expect:

Receive a strategic audit highlighting missing content opportunities, keyword gaps, and potential areas for authority building to improve SEO and user engagement.

Example:

“Perform a content gap analysis for a health and wellness blog compared to its top 3 competitors in the organic nutrition niche.”



Why ChatGPT-5 is a Game Changer:

It leverages comparative analysis skills to uncover valuable insights that inform content strategy and growth plans.

Pro Tip:

Pair with keyword research tools for maximum effectiveness.

Prompt 500:

 **Design a prompt that instructs ChatGPT-5 to generate comprehensive ethical AI guidelines customized for your organization's values and industry.** 

What to Expect:

Get a tailored, in-depth ethical framework covering responsible AI use, transparency, privacy, fairness, accountability, and sustainability. Ideal for organizations seeking to embed ethical principles into AI projects.

Example:

“Write ethical AI guidelines for a financial services company focusing on data privacy, bias mitigation, and customer transparency.”

Why ChatGPT-5 is a Game Changer:

Its extensive understanding of AI ethics frameworks and industry-specific challenges enables creation of relevant, actionable policies that support responsible innovation.

Pro Tip:

Use guidelines as living documents; regularly review and update with emerging best practices and regulations.

Conclusion: Unlocking the True Power of ChatGPT-5



As you reach the end of *The ChatGPT-5 Goldmine*, you're now armed with an extensive arsenal of 500 powerful prompts that can transform how you work, create, learn, and innovate. But more importantly, you've gained a mindset — one that sees AI not just as a tool, but as a versatile partner capable of amplifying your creativity, productivity, and impact.

ChatGPT-5 is more than just the next generation of AI chatbots. It represents a paradigm shift in human-computer interaction, where collaboration, customization, and contextual understanding unlock entirely new possibilities. Whether you're a business owner looking to automate marketing, a writer breaking through creative blocks, a student accelerating learning, or simply a curious explorer of technology, this book has equipped you with prompts that bring your ambitions to life.

Here's what sets you apart now:

- You understand how to *craft* prompts that guide ChatGPT-5 precisely, ensuring the AI's responses are relevant, nuanced, and actionable.
- You can *adapt* prompts to fit your unique needs, making AI work for your specific context and goals.
- You're ready to *iterate* and *experiment*, knowing that prompt mastery is a journey where curiosity and testing

fuel progress.

Remember: The value of ChatGPT-5 comes not only from what it can generate but from *how* you engage with it. Think of this as the beginning of a partnership — one where your creativity and insight guide AI's power toward meaningful outcomes.

So, as you move forward, here are three keys to maximize your success:

1. **Stay curious and keep experimenting.** Don't settle for the first answer. Try different prompts, adjust tones, combine techniques, and push boundaries.
2. **Customize your approach.** Tailor prompts to your industry, voice, and goals. The more personal your input, the richer the output.
3. **Share and learn.** Join AI communities, exchange prompts, and keep up with the evolving landscape of ChatGPT capabilities. This is a fast-moving field—stay ahead by staying connected.

Your journey with ChatGPT-5 is just beginning. The future is brimming with potential, and with these prompts in hand, you're ready to take command of it.

Thank you for trusting this guide as your companion. Now go create, innovate, and rule your AI-powered world!

Additional Resources: Expand Your AI Mastery 📚✨

To continue building your expertise and get even more value from ChatGPT-5, here are some essential resources,

communities, and tools:

1. Official OpenAI Resources

- **OpenAI API Documentation:** Deep dive into technical guides, best practices, and updates.
- **OpenAI Community Forum:** Engage with developers and users worldwide.

2. Prompt Engineering Communities

- **PromptBase:** Marketplace for buying and selling effective AI prompts.
- **Reddit r/PromptEngineering:** Discussions and prompt sharing from hobbyists to pros.
- **Discord AI Prompt Groups:** Real-time collaboration and prompt testing.

3. AI Learning Platforms

- **Coursera & Udemy:** Courses on AI, machine learning, and prompt engineering.
- **Fast.ai:** Hands-on deep learning education with practical projects.

4. Complementary AI Tools

- **AI Image Generators:** DALL·E, Midjourney, Stable Diffusion for visual content.
- **AI Writing Assistants:** Jasper, Copy.ai for expanding creative workflows.

- **Data Visualization:** Tableau, Power BI integrated with AI insights.

5. Books & Blogs

- *“You Look Like a Thing and I Love You”* by Janelle Shane — A humorous intro to AI quirks.
- *“AI Superpowers”* by Kai-Fu Lee — Global AI trends and implications.
- Blogs by AI thought leaders like Andrej Karpathy and Sebastian Ruder.

6. Practice & Challenge Sites

- **AI Dungeon:** Explore AI storytelling with real-time creativity.
- **Kaggle:** Data science competitions that foster practical AI skills.

7. Stay Updated

- Subscribe to AI newsletters such as *Import AI* and *The Batch* for the latest trends.
- Follow OpenAI and AI influencers on Twitter and LinkedIn.

pg.

DON'T MISS OUT!

Click the button below and you can sign up to receive emails whenever Abdelhalim Rekab publishes a new book. There's no charge and no obligation.

[https://books2read.
com/r/B-H-DNMUD-
QQWTG](https://books2read.com/r/B-H-DNMUD-QQWTG)

Sign Me Up!

<https://books2read.com/r/B-H-DNMUD-QQWTG>

BOOKS  READ

Connecting independent readers to independent writers.



ABOUT THE AUTHOR

Dr. Abdelhalim Rekab holds a doctorate in Sociology of Communication from the University of Tebessa (2025), where his research examines digital communication paradigms and the structural transformation of communities in networked environments. His scholarly focus centers on the sociological implications of emergent communication technologies and their impact on social organization.

As a faculty member in the Department of Sociology at the University of Tebessa, Dr. Rekab has developed and taught advanced courses in Communication Theory, Research Methodology, and Digital Sociology. His pedagogical approach emphasizes quantitative research methods, with particular expertise in statistical analysis using SPSS and digital research methodologies.

Dr. Rekab's academic credentials include a Master's degree in Social Sciences with specialization in Organization

and Development, complementing his doctoral research on digital communication structures. His scholarly contributions analyze the intersection of technological advancement and social dynamics, offering critical perspectives on contemporary communication practices.

His research methodology combines rigorous data analysis with theoretical frameworks drawn from classical and contemporary sociological traditions. This book represents the culmination of Dr. Rekab's extensive research program investigating how digital platforms reconfigure social relations and institutional structures.

Dr. Rekab maintains academic affiliations with the University of Tebessa and actively contributes to the scholarly discourse on communication sociology through his research and teaching.